



# TOP QUALITY MATERIAL HANDLING PRODUCTS



*Products for Companies Moving in the Right Direction*

## CONTENTS

ITEM	PG
All Purpose Baskets - Fabric	8
Box Trucks - Poly	12
Caps, Sanitary	4
Caster Patterns	2
Elevated Trucks - Poly	4
Elevated Trucks, Baskets - Fabric	4
Extractor Trucks - Fabric	7
Extra-Duty Trucks, Baskets - Fabric	3
Flare Trucks - Poly	13
Flatwork Ironer Trucks - Fabric	7
Frame Trucks, Baskets - Fabric	5
Hospital Trucks - Fabric	6
Knockdown Trucks - Fabric	5
Lifts	4-11
Liners, Replacement - Fabric	4
Liners, Replacement - Poly	5
Liners, Sanitary	4
Loadumper - Poly	15
Metal Transport Trucks	10
Outlift Trucks - Fabric	5
Pallet Tubs - Poly	15
Poly Bulk / Shelf Trucks - Poly	9
Postal Spec Trucks - Fabric	7
Shipping Containers - Poly	14
Shipping Hampers - Fabric	6
Skid Boxes - Poly	14
Sorting Systems - Fabric	8
Step Trucks - Poly	12
Tanks - Poly	13
Taper Trucks - Poly	11
Textile Trucks - Poly	13
Tilt Trucks - Poly	10
Utility Bulk Movers - Poly	13
Work Benches - Fabric	8
Workhorse Trucks - Fabric	7

## GENERAL INFORMATION

Glosstex, a vinyl coated fabric, is widely used in Dandux fabric trucks. This durable fabric has a smooth, glossy and snag-less surface making dirt and grease easy to remove.

Poly products such as liners, tubs and trucks comply with Federal Flammability Regulations 16CFR1500.3 and CFR 1500.44 as not a flammable solid.

Any Dandux plastic product shown in this catalog can be manufactured with FDA accepted resins for use with food and or pharmaceuticals. The Dandux USDA Poly Taper truck is listed in USDA Bulletin MP1-2.

This catalog provides an overview of the most widely used Dandux products. Due to our multiple disciplines, C.R.Daniels, Inc has the ability to custom manufacture using fabrics, plastics and metals to meet your specific needs.

This catalog is for general information purposes only. We reserve the right to make changes without notice in materials, equipment, models, colors and specifications.

Neither manufacturer nor seller shall be liable for any injury, loss or damage, direct or consequential, out of misuse of or the inability to use the product.

Custom products, stenciled units, fabric trucks in colors other than white canvas or yellow Glosstex and customized or modified poly products are not subject to return.

*Dandux and Glosstex are registered trademarks of C.R. Daniels, Inc.*

*All stated sizes are nominal.*

## DANDUX COLOR OPTIONS

Use our selection of Dandux colors to brighten and enhance the image of your workplace. Ideal for color coding departments, business entities or work in process. A must in the manufacturing, administrative, government and retail environment.

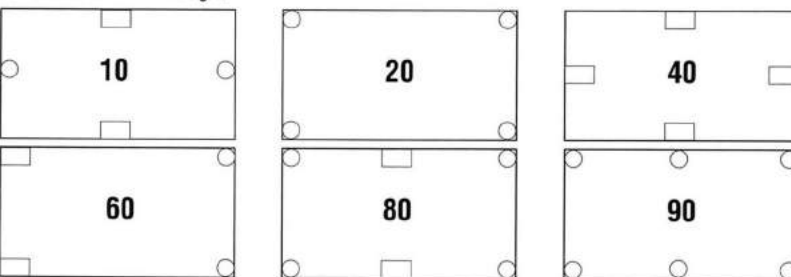
All standard colors are available for Dandux poly products with no minimums required. In addition, we can custom match colors to meet your special needs. Minimum quantities may apply to custom applications.

Dandux fabric trucks are available in standard colors of heavy-duty white canvas or yellow Glosstex. Most Dandux fabric trucks are also available in the five additional Glosstex colors. Minimum quantities may apply to specially colored fabric trucks.



## AVAILABLE DANDUX CASTER PATTERNS

○=Swivel □=Rigid



## DANDUX CUSTOM APPLICATIONS

C.R.Daniels, Inc. has been manufacturing Dandux products since 1918. This manufacturing experience and in-depth industry knowledge lends itself to custom manufacturing. Provide us with the specifications and designs necessary to meet your special needs and C.R.Daniels, Inc. will custom manufacture a truck, basket, container or other item using either Fabric, Plastic, Metal or a combination of any or all three materials.

Contact our Customer Service Department for information concerning other Dandux offerings such as:

- Contract Manufacturing
- Cut and Sew
- Belting
- Fabric Sales
- Artist Canvas and Paint Palettes
- Lawn and Garden
- Government Contracts
- Robotic Welding
- Powder Coating



## DANDUX EXTRA DUTY TRUCKS

Dandux Extra Duty Trucks (400-700 Series) are the most widely used and versatile in the industry. Our trucks are consistently used in laundries, dry cleaners, textile mills, garment plants, hotels, motels, healthcare facilities, libraries, mail rooms, locker rooms, commercial buildings, government buildings, construction sites and recyclers. Dandux Extra Duty Trucks have applicability in just about every industry and can be used for everything from delicate linens to heavy metal parts; anywhere there is a need to move, stock, store, count or protect.

Trucks are available in multiple bushel sizes in heavy-duty canvas or our trade marked Glosstex™. All critical wear points including the top rim are reinforced for extra strength and durability and come standard with a convenient card pocket on one end and fabric handles on each end for ease of movement. Standard colors are plain white canvas and yellow Glosstex. Optional Glosstex colors of red, green, blue, gray or white are available (Minimums or up charges may apply). The frames are made of high tensile strength, electro-welded spring steel and the frame bottoms are welded plated flat steel bolted to kiln dried hardwood runners and caster boards. Casters come equipped with thread guards and are available in a variety of caster patterns and optional sizes. Our material selections and quality construction result in extended product life, cost effectiveness and increased productivity.



### Caster Patterns

Refer to Caster Chart on Page 2

## DANDUX EXTRA DUTY BASKETS

Dandux Extra Duty Baskets 400-100 Series) have all the qualities of the Dandux Extra Duty Trucks without the casters and caster boards. Both trucks and baskets can be nested when empty for space savings and ease of shipment.

Custom fabrication available to meet specific needs. Contact your Territory Sales Manager or Customer Service for assistance.



BU SIZE	LENGTH I.D. TOP	WIDTH I.D. TOP	DEPTH	OVERALL HEIGHT	BASKET HEIGHT	LENGTH O.D. TOP	WIDTH O.D. TOP	STD CASTER SIZE	SHIPPING WEIGHT (LBS) TRUCK	SHIPPING WEIGHT (LBS) BASKET
2	24	14	14	15	15	25	15	2.5	18	10
3	26	18	16	18	18	27	19	2.5	20	12
4	26	18	18	20	20	27	19	2.5	21	13
6	30	20	21	26	22	31	21	2.5	27	19
8	34	22	23	29	25	35	23	2.5	32	24
10	36	24	25	31	27	37	25	2.5	34	25
12	36	26	28	34	29	37	25	3.0	37	27
14	40	28	28	34	29	41	29	3.0	50	40
16	40	28	30	37	32	41	29	3.0	51	41
18	42	30	30	37	32	43	31	3.0	54	43
20	48	32	30	37	32	49	33	3.0	57	46
24	54	34	30	38	32	55	35	4.0	66	54

*All sizes are nominal and are rounded to the full inch.*



## OPTIONAL ACCESSORIES

### Replacement Liners

An economical way to restore your Dandux Extra Duty Truck or Basket is with our easy to install canvas or Glosstex Replacement Lace-On Liner (Series 40-65). Liners come standard in plain white canvas or yellow Glosstex, with optional Glosstex colors of red, green, blue, gray or white. (Minimums or up charges may apply). Liners have rustproof grommets in a reinforced hem for lacing to the frame.



### Sanitary Cap

Use a Dandux Sanitary Cap (Series 40-87) to protect the contents of your Dandux Extra Duty Truck or Basket from dust or dirt while in transit or storage. White in color, this long-lasting nylon fabric is held in place with a strong elastic band. Available in bushel sizes 6 thru 20.




### Platform Lift

Want to make loading and unloading your Dandux Truck or Basket easier, faster and safer? Then a Dandux Platform Lift is the answer. These lifts are an ergonomically correct way to move the load up to or away from the operator. Available in two styles: Plywood (Series 40-890) or a strong metal frame covered with yellow Glosstex (Series 40-897). Equipped with either bungee cords or canvas covered springs. See page 11 for information on Platform Lifts for Poly Taper trucks



### Sanitary Liners


Dandux Sanitary Liners are made of durable white nylon and have an elastic cord sewn into the hem to create a snug fit. Idea for soiled linen: the liner can be removed and washed along with or separate from the linen. Available models are with a flap over cover (Series 40-85F) or without the flap (Series 40-85) in sizes 6-20 bushel.



## ELEVATED TRUCKS - BASKETS

Dandux Elevated Trucks and Baskets (Fabric or Poly) are perfect for use in dry cleaners, coin-op laundries, cut and sew operations, factories, and retail stores. A must for under counter storage, narrow aisle applications or anywhere that space is an issue. Dandux Elevated Trucks and Baskets are operator friendly by eliminating bending to place or retrieve items from the bottom of the unit. Dandux Elevated Baskets provide all of the above benefits while remaining in the stationary mode. Dandux Elevated Trucks add the feature and benefit of mobility.

The fabric body model (Series 40-130 and 40-130C) come standard in heavy duty white canvas or yellow Glosstex and are reinforced at all critical wear points. The frame is made of high tensile spring steel that is electro-welded at all intersections. The liner supports are plat-



ed flat steel and are also welded at all cross points. Rubber, 3" swivel casters, are mounted to kiln-dried hardwood caster boards for strength and durability. Optional Glosstex colors of red, blue, green, gray or white are available. Minimums or up charges may apply to non-standard color applications.

The Poly body is molded from high quality polyethylene and bolted to a rugged powder coated tubular steel frame. Rubber, 3" swivel casters makes for easy transport. Other Dandux colors available.



DANDUX ELEVATED FABRIC BASKETS AND TRUCKS

BU SIZE	LENGTH I.D. TOP	WIDTH I.D. TOP	DEPTH	OVERALL HEIGHT		STD CASTER SIZE	SHIPPING WEIGHT BASKETS	SHIPPING WEIGHT TRUCKS
				Basket	Truck			
2	24	14	13.25	26	30	3	10	14
3	26	18	14.25	26	30	3	12	15
4	26	18	18.25	26	30	3	14	18
6	30	20	20.50	26	30	3	16	20

All Dimensions are Nominal

DANDUX ELEVATED POLY BASKETS AND TRUCKS

BU SIZE	LENGTH I.D. TOP	WIDTH I.D. TOP	DEPTH	OVERALL HEIGHT	STD CASTER SIZE	SHIPPING WEIGHT BASKETS	SHIPPING WEIGHT TRUCKS
4	26	18	18.25	29.75	3	N/A	25
6	30	20	20.50	32.25	3	N/A	32

All Dimensions are Nominal

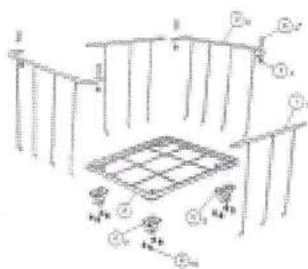


## KNOCK DOWN TRUCKS

Dandux Knock Down Trucks (KD Series) save space and money. The modular knock down design is UPS shippable and permits flexibility in color and options selection. Equipped with a heavy-duty powder coated frame that resists rust and corrosion that is easy to ship, unpack and assemble.

The KD Series is fitted with standard size Dandux Canvas or Glosstex Liners as well as accessories such as Lifts, Sanitary Caps and Sanitary Liners.

This model is ideal for recyclers, laundries, hotels and health-care facilities. Can be used in any application where a Dandux Extra Duty Truck can be found.



BU SIZE	LENGTH I.D. TOP	WIDTH I.D. TOP	DEPTH	OVERALL HEIGHT	STD CASTER SIZE	SHIPPING WEIGHT
6	30	20	22	25	2.5	36
8	35	23	22	25	2.5	42
10	36	24	22	25	2.5	44
12	36	26	25	29	3.0	47
16	40	28	25	29	3.0	56
18	44	31	25	29	3.0	58
20	48	32	25	29	3.0	60

All Dimensions are Nominal \*May ship based on dimensional weight

## FRAME TRUCKS AND BASKETS

### Plated & Unplated Frame Trucks & Baskets


Build to suit by using Dandux Plated and Unplated Frame Trucks and Baskets (400-111 & 400-311 Series).

Frames for Trucks or Baskets can be purchased separately as a replacement frame or in conjunction with a Dandux Fabric or Poly Liner. The frames are made of durable electro-welded spring steel with a plated flat steel base. The base is welded at critical points and comes mounted on kiln dried hardwood runners and caster boards.

Plated trucks are for use in wet or moist environments and unplated for indoor moisture-free applications.



Poly Liner



To build a Dandux Plated or Unplated Frame Truck: **BEGIN** with a Plated or Unplated Dandux Basket, **ADD** the desired caster pattern, **COMPLETE** by **ADDING** a Dandux Fabric or Poly Liner. **Refer to Dandux**

**Hospital Trucks and Baskets on page 6 for dimensions.**


Dandux Plated and Unplated Frame Trucks and Baskets can also be outfitted with a Dandux Poly Liner, available in .225 wall thickness (510072) or .125 wall thickness (510074).

### Outlift Trucks

Dandux Plated and Unplated Outlift Trucks utilize a Fabric Liner laced to a Dandux Frame Truck. The liner rests on an external Platform Lift that expands and contracts the liner as parts or merchandise are placed in or removed. This unique ergonomic feature eliminates the need for the operator to bend or reach into the truck bottom when loading or unloading. Having the lift positioned externally completely eliminates the possibility of small parts or merchandise lodging beneath the lift out of sight of the operator, thus ensuring all items are accounted for.

Plated trucks are for use in wet or moist environments and unplated for indoor moisture-free applications.  
(40011 & 40031 Series + 40-65 Series Liners)

**For available sizes and dimensions, see Dandux Plated and Unplated Hospital Trucks and Baskets.**



## Hospital Trucks and Baskets



Dandux Plated and Unplated Hospital Trucks and Baskets (40011 & 40031 Series + 40-65 Series Liners) utilize a heavy duty Fabric Liner laced to a Dandux Frame Truck. The liner has a double row of rust resistant grommets in a reinforced hem and is easily unlaced for cleaning or sanitizing. The easy to install liner is shipped unattached and is available in white canvas or yellow Glosstex.

Plated trucks are for use in wet or moist environments and unplated for indoor moisture free applications. Top quality casters equipped with thread guards make for easy movement without the binding effect caused by loose threads on the plant or facility floor.

For stationary applications select a Dandux Plated or Unplated Hospital Basket. Both Trucks and Baskets are tapered for nesting and will accommodate all standard Dandux options such as Lifts, Sanitary Caps and Sanitary Liners.

**Sizes and dimensions are applicable to Dandux Plated and Unplated Hospital Trucks and Baskets and Dandux Plated and Unplated Outlift Trucks.**

BU SIZE	LENGTH I.D. TOP	WIDTH I.D. TOP	DEPTH	OVERALL Basket	HEIGHT Truck	STD CASTER SIZE	SHIPPING WEIGHT TRUCKS	SHIPPING WEIGHT BASKETS
6	30	20	20.5	22	26.25	2.5	26	18
8	34	22	23	24.5	28.75	2.5	28	20
10	36	24	25	26.5	30.75	2.5	31	22
12	36	26	27.5	29	33.75	3.0	34	24
14	40	28	27.5	29	33.75	3.0	40	30
16	40	28	30	31.5	36.50	3.0	42	32
18	42	30	30	31.5	36.50	3.0	44	33
20	48	32	30	31.5	36.50	3.0	47	36

All Dimensions are Nominal

## Shipping Hamper

Move, store and secure your items with a Dandux Shipping Hamper (40-200 & 40-205 Series). These stationary hampers come standard with a solid one-piece, lockable wooden top that is used to protect valuable merchandise from dirt, dust and pilferage. Ideal for work in process, finished goods, theatrical costumes and equipment, lighting, bands and orchestras, sports teams, boxed and soft goods.

Hamper bodies are available in white canvas or yellow Glosstex. Two models to choose from:

- Series 40 - 200 comes equipped with a permanently mounted hinged top.
- Series 40 - 205 comes equipped with a one-piece detachable top.

The tops for both models can be secured via the permanently mounted metal hasps that can be padlocked to protect the contents.



### OPTIONAL CUSTOM TOPS:

- Two piece wood top that is split in the center length wise with 4 hinge points. (Series 40-260)
- A fabric top sewn along one side of the body and secured to the opposite side with buckled leather straps. (Series 40-305) (Minimums may apply)
- Other configurations available based on customer supplied design.

Make your Dandux Shipping Hamper transportable by ADDING casters in the size and caster pattern of your choice.

### ADDITIONAL HAMPER OPTIONS:

- Lock rods
- Steel corner plates for extra protection of top corners.

**BASKET SIZES ONLY !!  
ADD DESIRED CASTER SIZE.**

BU SIZE	LENGTH TOP I.D.	WIDTH TOP I.D.	DEPTH	SHIPPING WEIGHT TRUCK	SHIPPING WEIGHT BASKET
6	30	20	21	37	30
8	34	22	23	43	35
10	36	24	25	47	38
12	36	26	28	51	41
14	40	28	28	65	55
16	40	28	30	66	56
20	48	32	30	75	63
24	54	34	30	91	80



## Postal Spec Trucks

Dandux Postal Spec Trucks (40-1033 & 40-1046 Series) are specifically built to the rigid specification of the United States Postal Service. Available in 18 Bushel (40-1046) and 8 Bushel (40-1033) models. These rugged trucks have heavy-duty white canvas specially sewn and riveted to a high tensile electro-welded steel frame. The 18-bushel model has six (6) high quality casters with thread guards mounted to kiln dried hardwood runners and caster boards. The 8 Bushel model comes standard with four (4) 3" casters mounted in a "diamond" pattern.

Both models come with an optional metal frame platform lift enclosed in white canvas equipped with "S" hooks. The 18 Bushel also can be outfitted with a plywood platform mounted to the outside of the canvas liner with shock cords and "S" hooks.

**See the Dandux Workhorse Trucks for the commercially available version of the Postal Spec Truck.**



## Workhorse Trucks



Replacement heavy-duty lace on liners available upon request.

Dandux Workhorse Trucks (400-580 Series). Workhorse, the name says it all !!! The Dandux Workhorse Truck is the commercial version of the Dandux Postal Spec Truck. Built for use in extremely heavy workload and abusive environments. Constructed with extra heavy white canvas laced to an electro welded spring steel frame. Six high quality 4" casters with thread guards are mounted to kiln dried hardwood runners and caster boards.

BU SIZE	LENGTH I.D. TOP	WIDTH I.D. TOP	DEPTH	OVERALL HEIGHT	STD CASTER SIZE (Pattern 80)	SHIPPING WEIGHT
18	45	32	25	37.5	4.0	68
All Dimensions are Nominal						

## Dandux Multi-Purpose Trucks

### Extractor Truck

The Dandux Extractor Truck (40-500 Series) is an exceptionally long truck originally developed to accept wet linen dropped from a laundry extractor and has proven it's worth for multiple heavy-duty applications.

The frame is constructed from rust resistant high tensile spring steel, electro-welded at all critical points. The bottom is plated flat steel welded at cross points and bolted to kiln-dried hardwood runners and caster boards.

The fabric liner comes in a choice of heavy white canvas or yellow Glosstex. The liner is shipped unat-



STYLE	VOLUME BUSHELS	DIMENSIONS ID (TOP)			STD CASTER SIZE	OVERALL HEIGHT	SHIPPING WEIGHT
		L	W	DEPTH			
1	20	60	32	24	4	31.5	65
2	22	60	32	27.5	4	35.5	70
3	26	70	32	27.5	4	35.5	75
All Dimensions are Nominal							

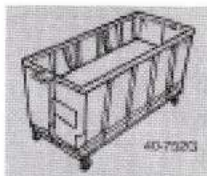
tached and laces onto the frame for use or easily removed for cleaning.

High quality casters with thread guards are available in your choice of caster patterns.

Available Options: Plywood lift (400-890 Series) or a Glosstex covered metal frame lift (400-500 Series)

## Flatwork Trucks

Dandux Flatwork Trucks are primarily used in laundry operations to feed bulky items such as sheets, linens and draperies into a flatwork ironer. The frames are constructed of high tensile electro-welded spring steel and the bottoms are plated flat steel bolted to kiln-dried hardwood runners and caster boards.



The **four-sided truck** (Series 40-752) is made with yellow Glosstex reinforced at all critical wear points.

The truck comes standard with two permanently attached fabric handles, card pocket and a platform lift made from a metal frame enclosed in Glosstex with eight (8) metal springs mounted inside white canvas sleeves. These trucks

come standard with high quality all swivel casters equipped with thread guards.

Replacement liners (400752G Series) as well as plywood (400890 Series) or Glosstex covered metal lifts (400752G Series) are available.

STYLE	VOLUME BUSHELS	DIMENSIONS ID (TOP)			STD CASTER SIZE	OVERALL HEIGHT	SHIPPING WEIGHT
		L	W	DEPTH			
1	10	44	23	23	4	31	55
2	11	50	23	23	4	31	60
3	15	56	23	23	4	31	65
All Dimensions are Nominal							



**Open End Flatwork Trucks** (400955 Series) come with a platform lift and a yellow Glosstex body laced to an electro-welded metal frame. The liner is shipped unattached and is easily installed for use or removed for cleaning. This truck comes standard with high quality all swivel casters mounted to kiln-dried hardwood runners and caster boards.

Replacement Glosstex liners (400955GL) and lifts either plywood (40089003) or Glosstex covered metal frame lifts (400955GP) are available.



STYLE	VOLUME BUSHELS	DIMENSIONS ID (TOP)			STD CASTER SIZE	OVERALL HEIGHT	SHIPPING WEIGHT FRAME W/CASTERS	SHIPPING WEIGHT TRUCK W/LINER & LIFT
		L	W	DEPTH				
1	28	84	26	23.5	4	30.5	65	90

All Dimensions are Nominal

## WORK BENCHES

STYLE	DIMENSIONS ID TOP			SHIPPING WEIGHT
	L	W	DEPTH	
1	33	18	18.5	12
2	33	18	16.5	11
3	30	18	16.5	16
4	27	18	16.5	8

All Dimensions are Nominal

Dandux Work Benches (40900 Series) are constructed with high tensile spring steel with a choice of a Glosstex or white canvas work surface.



## ALL-PURPOSE BASKET



The Dandux Round All-Purpose Basket is ideal for multiple uses in both industry and the home. The basket is constructed with heavy weight white canvas sewn to a high tensile spring steel frame.

MODEL	BUSHEL	DIAMETER I.D.	HEIGHT INSIDE	HEIGHT OUTSIDE	SHIPPING WEIGHT
401075012	1.25	18	13.5	15.5	8
401075015	1.50	18	16	18	10

All Dimensions are Nominal

## SORTING SYSTEMS



Dandux Net and Bag Sorting Systems are the optimum method of sorting soiled laundry and linens, small packages, mail, returned merchandise or any number of various items where separation or identification is required. The "Under-counter" model has application (but not limited to) the overnight packaging industry and dry cleaning operations.

The frame, which supports an optional fabric bag, is constructed of high tensile spring steel that is electro-welded at all critical points. This frame is mounted to hardwood runners and is available as a stationary model (40-8431) or a transportable model (40-



8431C) equipped with 3" all swivel casters.

The optional white fabric bag (40-8430) has a reinforced hem which fits over the spring steel frame; tension from the frame keeps the bag in the "open" position facilitating easy input and removal of items.

The systems comes standard as a single bay unit, but can be customized to any number of bays which is perfect for recycling operations.



ITEM	MODEL	BUSHEL	DIMENSIONS			OAH	SHIPPING WEIGHT
			L	W	DEPTH		
Fabric Bag	40-8430	4	22	13	32	---	---
Frame-Flat Base	40-8431	4	22	13	32.25	33.25	9
Frame With Casters	40-8431C	4	22	13	32.25	36.75	14

All Dimensions are Nominal

**UNDER-COUNTER MODEL**

ITEM	MODEL	BUSHEL	DIMENSIONS			OAH	SHIPPING WEIGHT
			L	W	DEPTH		
Fabric Bag	40-8423L	3	22	13	23	---	---
Frame-Flat Base	40-8423	3	22	13	23.25	24	8
Frame With Casters	40-8423C	3	22	13	23.25	27.25	13

All Dimensions are Nominal



# DANDUX POLY TRUCKS AND CONTAINERS

**Available Poly Colors:** Blue, Gray, Red, Green, Yellow, White and Natural. Custom blended colors available upon request

**Available Caster Patterns:** Refer to Caster Chart on Page 2

## POLY BULK HANDLING AND SHELF TRUCKS

### Dandux Poly Bulk Handling Trucks

Dandux Poly Bulk Handling Trucks are industry workhorses. Used extensively in laundries, hotels, hospitals, donation centers, recycling operations or wherever bulk movement or storage is required. The distinct profile of a Bulk Truck facilitates greater storage capacity per unit of floor space and increases productivity via more payload per trip.



Roto-molded from high quality polyethylene resin, Dandux Poly Bulk Handling Trucks are rugged, tough and virtually indestructible. The smooth seamless body comes in an array of colors to match décor or color code identification and features drain holes for easy cleaning or sanitation.




The base is constructed of powder coated reinforced tubular steel that provides superior strength compared to traditional pan or plastic base models. Four (4), six inch casters are bolted to welded caster plates providing added strength and stability. When ordering, refer to the caster chart on page 2 to select the caster pattern that best suits your application.

Dandux Poly Bulk Handling Trucks are available with an optional security enclosure system and a Shredding Truck option, ideal for housing shredded documents. **See Page 10 for Optional Accessories**

### Dandux Poly Bulk Shelf Trucks



Enjoy the best of both worlds! Dandux Poly Bulk Shelf Trucks are designed for double duty. The unique design permits the truck to be used as a Shelf Truck or convert the shelves into a fourth wall to create a Bulk Truck. Known by a host of names such as "Round Tripper" or "Turn Around Truck", one application is in the laundry industry for moving bulk soiled laundry in one direction, then converting into a Shelf Truck for the return of the clean folded linen.



*Security Model*


Roto-molded from high quality polyethylene resin Dandux Poly Bulk Shelf Trucks are rugged, tough and virtually indestructible. The smooth seamless body comes in an array of colors to match décor or color code identification and features drain holes for easy cleaning or sanitation.

The base is constructed of powder coated reinforced tubular steel that provides superior strength compared to traditional pan or plastic base models. Four (4), six inch casters are bolted to welded caster plates providing added strength and stability. **When ordering, refer to the Caster Chart on page 2 to select the caster pattern that best suits your application.**

REFERENCE CHART FOR DANDUX POLY BULK AND SHELF TRUCKS										
SERIES	BU SIZE	CUBIC FEET	ID DIMENSIONS		DEPTH	OVERALL HEIGHT	OD DIMENSIONS		CASTER SIZE	WEIGHT
			L	W			L	W		
511400	30	38	47	27	49	56	49	29	6	140
511800	24	30	40	26	51	59	42	28	6	115
512200	30	38	46	26	54	62	47	28	6	160
512300	38	47	40	26	68	75	42	28	6	135
512400	39	48	47	27	60	67	48	29.5	6	160
512500	47	58	47	34	60	67	48	36	6	195
512600	33	41	49	25	55	63	50	26	6	160
512700	53	66	58	27	66	74	60	29	6	200
512800	36	45	53	26	54	62	54	27	6	160
55QR2821SX	POLY BULK AND SHELF TRUCK WITH AN ADJUSTABLE HEIGHT PLASTIC FRONT DOOR									
	36	45	53	26	54	62	54	27	6	190
413820	METAL TRANSPORT TRUCK WITH AN ADJUSTABLE HEIGHT METAL FRONT DOOR									
	48	54	53	28	63	71	54	29	6	275

All Dimensions are Nominal





Model: 55QR2821SX

Dandux Poly Bulk Shelf Trucks are available with an optional security enclosure system. This feature provides peace of mind when moving or storing sensitive materials such as expensive merchandise, medications, medical supplies or other items where security is an issue. Our optional "Captive" shelf feature permits the shelf to have a full range of motion, while eliminating the ability to remove the shelf. This prevents the operator from removing and accidentally "leaving the shelf behind".



Model 413820  
Metal Transport  
Truck

#### Optional Accessories

- Hand Holes • Tow Packages • Hanger Bars • Push Bars • Card Holders • Wheel Brakes
- Wheel Locks • Cargo Netting • Fabric Dust Covers


Fabric Dust Covers are available in the following styles:

STYLE	DESCRIPTION
A	Free hanging roll up cover with straps to secure the cover in the rolled-up position.
B	Same features as Style "A" with the addition of Velcro strips mounted to the truck front to secure the cover in the rolled-down position.
C	Slanted cover that fits like a cap over the top and extends down to cover the open portion of the truck.
D	Slanted cover with a front Velcro front flap that fits like a cap over the top and extends down to cover the open portion of the truck..
E	Full truck cover with a zippered front flap.

## TILT TRUCKS

Dandux Industrial Strength Tilt Trucks save time, effort and money when moving bulk items. Used for trash collection, parts movement, wood or metal chips, bulk powders, bulk solids, slurries and food products.

The large capacity body has an ergonomically designed slanted front for easy dumping. The body is rotationally molded as a one-piece seamless unit from high quality polyethylene resin. The frames are constructed from rust resistant powder coated tubular steel for extreme strength and durability. High quality wheels and casters are varied based on the size and model selection.



Optional Tow Package

SIZE	MODEL	MODEL NUMBER	WHEELS/CASTERS
.5 Cu Yd	Heavy Duty*	521005	(2) 3" Heavy duty swivel casters (2) 10" Heavy-duty wheels (Steel Hubs)
.5 Cu Yd	Standard Duty*	521003	(2) 3" Heavy duty swivel casters (2) 12" Standard wheels
.5 Cu Yd	Utility Duty	521001	(2) 3" Heavy duty stem casters (2) 10" Standard wheels
1 Cu Yd	Heavy Duty*	522005	(2) 4" Heavy duty swivel casters (2) 12" Heavy-duty wheels (Steel Hubs)
1 Cu Yd	Standard Duty*	522003	(2) 4" Heavy duty swivel casters (2) 12" Standard wheels
1 Cu Yd	Utility Duty	522001	(2) 4" Heavy duty stem casters (2) 12" Standard wheels
1.5 Cu Yd	Heavy Duty*	522505	(2) 4" Heavy duty swivel casters (2) 12" Heavy-duty wheels (Steel Hubs)
1.5 Cu Yd	Standard Duty*	522503	(2) 4" Heavy duty swivel casters (2) 12" Standard wheels
1.5 Cu Yd	Utility Duty	522501	(2) 4" Heavy duty stem casters (2) 12" Standard wheels
2 Cu Yd	Heavy Duty*	523005	(2) 4" Heavy duty swivel casters (2) 12" Heavy-duty wheels (Steel Hubs)
2 Cu Yd	Standard Duty*	523003	(2) 4" Heavy duty swivel casters (2) 12" Heavy-duty wheels (Steel Hubs)
2 Cu Yd	Utility Duty	523001	(2) 4" Heavy duty stem casters (2) 12" Standard wheels

\* The body on the Heavy and Standard Duty models can be released and removed for extra cleaning or replacement.

An optional one piece hinged cover is available to help meet sanitary requirements. This option permits the operator to fill one end of the truck, then the other, without removing the entire cover.

Standard color is Gray, however, optional colors of Blue, Red, Green, Yellow, White, Natural or Custom blended colors are available upon request. Optional colors permit easy identification for departmental usage, infection control or Corporate or Institutional recognition.

**AVAILABLE OPTIONS:** Hinged Cover, Replacement Liner, Push Bar, Tow Package, Fork Tube Pockets, Replacement Wheels and Casters and a Retro-fit Kit for the Utility Model that includes a Push Bar, Nose Guard and Hardware.

**MODEL FEATURES:** • Utility Duty: Metal Frame Base - Push Bar optional. • Standard Duty: Metal Frame Base with Push Bar and Front, Back and Upper Lip reinforcement. • Heavy Duty: Metal Frame Base with Push Bar and Front, Back, Upper Lip and Side Girth reinforcement.



SIZE	CU FT	DIMENSIONS					SHIPPING		
		TOP I.D.		DEPTH	OAH	TOP O.D.	WEIGHT (LBS)		
		L	W				HD	STD	UTILITY
.5 CU YD	13.5	23	49	31	36	51	27	90	85 65
1 CU YD	27	63	28	36	42	68	32	150	120 100
1.5 CU YD	40.5	75	39	43	49	81	43	195	165 130
2 CU YD	54	78	43	44	51	83	47	220	210 160

All Dimensions are Nominal



# TAPER TRUCKS

Dandux Poly Taper Trucks serve a variety of uses too numerous to document. Rotationally molded from high quality polyethylene resin, this durable and versatile truck has application in every industry from A to Z. Whether collecting recycling material, storing goods, moving parts and inventory or food production a Dandux Poly Taper Truck is on the job day after day and year after year. Everything from chemicals to lace finds its way into either a Heavy or Standard Duty Truck.



Both models feature rugged step side construction for added wall strength and resistance to bulging. Easy to clean smooth interior surface with encapsulated hardware eliminates snag points better protecting unit contents. Built for use in tough environments, rounded top lip and corner design resists cracking and breaking compared to flat or square lip models.



The heavy-duty model (51-1100 Series) features a reinforced tubular steel base that is far superior to the traditional metal pan base. Welded caster plates support high quality casters with thread guards in the caster pattern that best suits your application.

The standard duty model (51-1200 Series) sports a durable coated plywood base on all models, 10 bushel and above. Smaller sizes have the casters with thread guards mounted directly to the molded body.

With your choice of colors, Blue, Gray, Red, Green, Yellow, White, Natural or custom blended, color-coding and rapid identification is a snap.



Shown with pattern "10" casters

## AVAILABLE OPTIONS:

- Straight Sided (Smooth) bodies available upon request.
- Platform Lifts for easy loading and unloading. Mounted via "S" hooks and shock cords the lifts are available in a Glosstex covered metal frame (51-0128) or a metal frame with rigid plastic (51-0127).
- Soft Cover Sanitary Cap provides protection from dust and dirt. (400087)
- Rigid Cover made of lightweight high density polyethylene provides added protection during transport and storage.
- Drainage Systems for easy cleaning or draining liquid contents.
  - Simple capped drain hole
  - Drain assembly with upright rubber hose that secures in place when not in use.
  - Optional "Ball Valves" for retaining liquids.
  - Optional drain racks
- Fork Tube Pockets
- Tow Packages

HEAVY AND STANDARD DUTY										
BU	CU FT	LENGTH I.D. TOP		DEPTH	OAH	LENGTH O.D. TOP		CASTER	WEIGHT HD	WEIGHT STD
		L	W			L	W			
6	7	29	19	21	25	32	22	2.5	35	25
8	10	33	21	23	27	36	24	2.5	40	30
10	13	35	23	25	29	39	27	2.5	45	40
12	15	35	25	28	33	39	28.5	3	50	45
14	18	39	27	28	32.5	42	30	3	55	48
16	19	39	27	30.5	34.75	42	30	3	55	55
18	21	44	28	30.5	34.75	47	31	3	60	58
20	27	47	31	30.5	35	50	34	3	65	70

All Dimensions are Nominal

## Dandux USDA Poly Taper Trucks (51-1300 Series)



This special version of the Poly Taper Truck is ideal for food and pharmaceutical processing. Available only in **Natural** color, this unit is constructed using resins and manufacturing techniques that are accepted by the USDA. The easy to clean surface, coupled with encapsulated

hardware and a capped drain, facilitates cleaning and sanitizing. Available with an optional drain hose.

High quality casters with thread guards are attached to the body in one of two caster patterns, either all swivel (Pattern 20) or 2 rigid and 2 swivel (Pattern 60).

USDA POLY TAPER TRUCK										
BU	CU FT	LENGTH I.D. TOP		DEPTH	OAH	LENGTH O.D. TOP		CASTER	WEIGHT	
		L	W			L	W			
6	7	29	19	21	25.75	32	22	3	30	
8	10	33	21	23	27.5	36	24	3	35	
10	13	35	23	25	29.75	39	27	4	45	
12	15	35	25	28	34.5	39	28.5	5	50	
14	18	39	27	28	34.5	42	30	5	55	
16	19	39	27	30.5	35.75	42	30	5	55	
18	21	44	28	30.5	35.75	47	31	5	60	
20	27	47	31	30.5	35.75	50	34	5	65	

All Dimensions are Nominal



## Poly Box Trucks



511605



511667


Dandux Poly Box Trucks (51-1605 Series), are rectangular in shape optimizing usable cube space. The rectangular shape makes it easy to stack boxes, packages, folded linens and towels and keeps the items in the stacked position during transport.

The truck bodies nest approximately 1/3 their depth when empty. This feature conserves expensive floor space and reduces cost on in-bound return shipments when used to "Cube-out" a local delivery or over the road truck.


Roto-molded from high quality polyethylene and designed with broad, flat, vertical sides, and our unique double wall upper flange that minimizes impact when contacting with walls and doors. These features make the unit durable as well as functional.

The base is constructed from powder coated reinforced tubular steel that provides stability and strength. Casters with thread guards are mounted either all swivel (Pattern 20) or 2 rigid and 2 swivel (Pattern 60). Optional (Pattern 80) which is six (6) casters can be mounted by request.

Available in Blue (Standard), Gray, Red, Green, Yellow, White, Natural or custom blended colors.



511608



511605 Shown with  
Pattern 80 Casters

POLY BOX TRUCKS							
MODEL	BUSHEL	WALL	CASTERS (INCHES)	DIMENSIONS			WEIGHT
				L	W	OAH	
511605	12	Single	4	36.75	24	34.5	60
511605	16	Single	4	44	29.25	38	65
511605	18	Single	4	45.25	28.25	38	75
511605	24	Single	4	60	30	36	95
511605	32	Single	6	76.5	40.25	33	140
511505	42	Single	6	76	46	41.5	230
511585	42	Single	6 <small>6 Casters Standard</small>	76	46	41.5	245
511608	18	*Double	5	50.5	30.25	37	100
511667	18	*Double	5	48	31	37.75	6

All Dimensions are Nominal \*Double Wall Lip

### AVAILABLE OPTIONS:

- Optional six (6) casters (Pattern 80)
- Custom Platform Lifts
- Soft Cover Sanitary Cap provides protection from dust and dirt. (400087)
- Fork Tube Pockets
- Tow Packages

## Poly Step Truck

The Dandux Poly StepTruck (51-1505 Series) is a heavy-duty version of the Step Side Poly Taper Truck. This workhorse has application in a multitude of industries. Constructed with a seamless body, rounded surfaces, double wall lip and rugged step sides for superior strength, this is a "Get It Done" Truck.

Available in Blue (Standard), Gray, Red, Green, Yellow, White, Natural or custom blended colors.

POLY STEP TRUCK						
MODEL	BUSHEL	WALL	CASTERS (INCHES)	DIMENSIONS		
				L	W	OAH
511505	18	Single	5	44	30.5	37

All Dimensions are Nominal



See Dandux Poly Box Trucks for available options.



## Poly Flare Trucks



Dandux Poly Flare Trucks are jumbo, sturdy and easy to maneuver. Ideal as a laundry extractor truck or for moving piece goods, dry chemicals, solids, parts or finished goods. The seamless bodies are molded from high quality polyethylene and are available in Blue (Standard), Gray, Red, Green, Yellow, White, Natural or custom blended colors.

The base is powder coated reinforced tubular steel for a solid foundation. Top quality casters are available in either all swivel (Pattern 20) or 2 rigid and 2 swivel (Pattern 60).


The heavy-duty model (3400) features the tubular steel base in addition to steel reinforcement along the side girth of the truck. The extra heavy-duty model (3500) includes the same features plus steel reinforcement supporting the top lip.

MODEL	BU	LENGTH TOP		WIDTH TOP		DEPTH		CASTER SIZE	OAH	WEIGHT
		I.D.	O.D.	I.D.	O.D.	I.D.	O.D.			
3400	24	58.5	62.5	34.25	38	24.25	24.5	5	31	90
3500	24	58.5	62.5	34.25	38	24.25	24.5	6	32	100

All Dimensions are Nominal

## Utility Bulk Movers

Dandux Utility Bulk Movers are known in the industry as "Big Blue"! These massive trucks are sized and built for king size movement and storage. Heavy-duty powder coated reinforced tubular steel makes up the frame for these large one-piece roto-molded bodies. Six (6) 6" casters (Pattern 80) permit these giants to handle large payloads yet remain mobile.



MODEL	BUSHEL	WALL	DIMENSIONS	CASTERS	WEIGHT
518182	64	Single	72 X 32 X 49	6	115
518181	120	Single	82 X 54 X 58.5	6	200

All Dimensions are Nominal

### AVAILABLE OPTIONS:

- Cargo Netting • Fork Tube Pockets • Tow Packages

## Poly Tanks

Dandux Poly Tanks are rototationally molded as a seamless one-piece unit. Perfect for dye tanks, liquids, bulk powders and slurries. Tanks can be manufactured in a variety of shapes and sizes - cylindrical, rectangular, flat or cone bottom, ribbed or smooth wall, open top with cover or closed top with bung.



MODEL	CU FT	VOL GAL	CASTERS (INCHES)	DIMENSIONS		SHAPE	WEIGHT
				DIA	HGT		
515015	15	110	Tank Only	35.5	54	Cyl Curled	60
515020	20	150	Tank Only	29.5	68	Cyl Curled	70
515025	25	190	5	35	51	Cyl Curled	80
515030	30	225	6	39	50.5	Cyl Curled	85
515040	40	300	6	45	52.5	Cyl Curled	90
515042	42	300	6	58	38.75	Cyl Curled	105


All Dimensions are Nominal

Options include a range of hardware, drains, dollies and stands. Available in Blue (Standard), Gray, Red, Green, Yellow, White, Natural or custom blended colors.

## Dandux Custom Material Handling and Textile Trucks

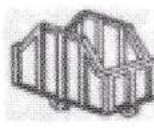
Dandux manufactures an array of custom trucks to meet unique material handling or textile needs. Pictured here are just a few models that are available. Need something different than what you see - then JUST ASK ! ...The possibilities are endless!

51-6000




Textile Truck  
50"x25"x54.5"h  
Color: Blue  
Ship Wt.: 120

51-6100




Textile Truck  
72"x30"x57"h  
Color: Blue  
Ship Wt.: 175

51-6500




Textile Truck  
76"x51"x50.5"h  
Color: Blue  
Ship Wt.: 280

51-168510



Textile Truck  
60"x30"x56.5"h  
2 compartments  
Color: Blue  
Ship Wt.: 130

51-6300



Textile Truck  
50"x40.5"x44"h  
Color: Blue  
Ship Wt./Carton: 200

51-6900



Textile Truck  
77.75"x54"x47"h  
Color: Blue  
Ship Wt.: 170

51-9000



Textile Truck  
53"x53"x76"h  
Color: Blue  
Ship Wt.: 500  
Double Wall, Smooth Interior,  
Stainless Steel Hardware

## Skid Boxes

Dandux Skid Boxes are a must for any manufacturing, storage or over the road operation. Forkliftable, positive stacking, and non-corrosive. Extremely cost effective compared to cardboard, plywood or metal.

Notched bases provide positive stacking while exterior leg design creates load-bearing columns for heavier payloads. Sizes range from 5 to 110 cubic feet, in single and double wall models. Custom dividers, bases, frames and dollies complete the package. Double wall models feature reinforced smooth interior sides and bottoms, ideal when the load requires a flat non-foot printed surface.


Excellent for use as a Reusable Shipping Container. For other size options see Dandux Custom Poly Shipping Containers.




512016



512143



512144



512120

MODEL	CU FT	WALL	O.D. HGT (INCHES)	TOP O.D. (INCHES)		BOTTOM I.D. (INCHES)		ENTRY	WEIGHT
				L	W	L	W		
512165	5	Single	17.5	36	20	31	15	Two Way	25
512167	7	Single	23.5	36	20	31	15	Two Way	35
512180	10	Single	17.5	44	24.5	39	19.5	Two Way	40
512141	15	Single	16.5	48	48	42	42	Two Way	50
512175	16	Single	21	62	31	57	26	Two Way	55
512016	18	Single	17	64	46	57.25	39.25	Four Way	45
512142	20	Single	22	48	48	42	42	Two Way	100
512143	25	Single	26	48	48	42	42	Two Way	65
512168	25	Single	38	40	37	35	32	Two Way	55
512144	32	Single	32	48	48	42	42	Two Way	75
512177	33	Single	21	62	62	57	57	Two Way	90
512146	50	Single	47	48	48	43	43	Two Way	115
512110	5.75	Double	16.5	37.75	26	32.75	21	Four Way	40
512120	8	Double	22	37.75	26	32.75	21	Four Way	50
55QR44542142	20	Double	22	48	48	22	22	Two Way	90
512118	22	Double	31.5	44	44	39	39	Four Way	150
512126	31	Double	31	54	44	49	39	Four Way	130
512135	Double Wall / Double Cavity			61 X 48 X 34 H				Two Way	160
All Dimensions are Nominal									

## Custom Poly Shipping Containers

Dandux Custom Poly Shipping Containers are a custom extension of the Skid Box line. Manufactured for durability and the abuse associated with over the road shipping.

MODEL	WALL	TOP O.D. (INCHES)			ENTRY	WEIGHT	
		L	W	OA H		CONTAINER	LID
5590-082	Double	60	60	34	Four Way	120	N/A
5590-091	Single	64	44	34.5	Four Way	120	N/A
5590-090	Single	51	32	35	Four Way	75	35
5590-076	Double	76	51	28	Flat Bottom	210	N/A
5590-078	Double	50.5	30.25	31	Two Way	85	40
All Dimensions are Nominal							



## Pallet Tubs

Dandux Pallet Tubs are manufactured using our high quality polyethylene resins producing a seamless, smooth and chemical resistant tub. Like our Skid Boxes and Custom Shipping Containers, Dandux Pallet Tubs are essential for over the road shipping. Most models nest reducing space and cost on the in-bound trip as well as warehouse floor space when not in use. Foot-printed lids permit vertical stacking. Lids can also be modified with casters to function as a custom fitted dolly.



512040



51080716

MODEL	CU FT	WALL	TOP O.D. (INCHES)			ENTRY	OPTIONAL LID	WEIGHT CONTAINER	WEIGHT LID
			L	W	OAH				
512026	10	Single	37	25	28	Four Way	Available	32	15
51080716	16	Single	41	28	30	Four Way	Available	40	12
512030	24	Single	52	42	30	Four Way	Available	50	15
512036	28	Single	46.5	44	30	Four Way	Available	65	20
512037	30	Single	45	45	37	Two Way	Available	92	30
512040	32.5	Double	48	44	39.5	Four Way	Available	112	30

All Dimensions are Nominal

## Load Dumper

Experience the advanced patented design of the Dandux Loadumper. Ergonomically engineered for ease of handling. Since there is NO LIFTING REQUIRED heavy loads can be easily transported with reduced strain on the operator.




Unique ergonomics makes this Material Handling Cart as useful inside the plant as it is on the outside. Ideal for movement of heavy parts, bulk solids, powders, dry goods, concrete, salt or landscaping materials.

Our patented Tow Assembly easily attaches to any tow vehicle and permits loading and unloading without the need to disconnect the cart.



Flat Hauler



TOW ASSEMBLY

## Tote Boxes

To complete your Material Handling needs, inquire about our full line of Dividable, Nestable and Stackable Tote Boxes and Trays.





## Canvas Baskets & Trucks

DANDUX offers an extensive line of canvas basket, hampers and trucks. Styles include Extra Duty (sewn on liner), Frame Trucks (lace on liner), Net & Bag Holder sorting system, Wood top Shipping Hampers, Extra Heavy Postal Specification Trucks and a variety of shapes and sizes to meet your needs. (Available in plain white canvas or yellow glosstex, lace on liners available in six optional colors).



### Skid Boxes

DANDUX Skid Boxes feature interlocking legs for secure stacking. Available in many sizes and styles (double or single wall). Easily fork truck liftable for transporting.



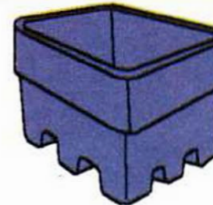
### Tilt Trucks

DANDUX Tilt Trucks are ideal for collecting, moving and dumping materials. Available in six optional colors. Sizes: 1/2, 1, 1 1/2, & 2 cubic yard capacity.



### Poly Box Trucks

DANDUX Box Trucks are the strongest unit of its type available. the unique Double Wall Flange provides superior strength when handling heavy loads. (Available in 12, 16, 18, 24, 32, & 42 Bu.)



### Palletubs

DANDUX Palletubs are ideal for in plant bulk storage. Fork truck liftable, with snag-free interior units are stackable on lids and nestable when empty. (Six optional colors, blue standard).



### Poly Shelf Trucks

DANDUX Poly Shelf Trucks easily convert from shelf to bulk configuration. Ideal for laundry, housekeeping or factory application. Many standard sizes with removable or captive shelves.



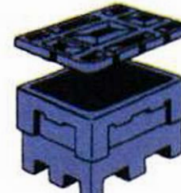
### Poly Bulk Trucks

DANDUX Poly Bulk Trucks are ideal for handling large loads. They are designed to handle large loads while maximizing space. Available in six colors (blue standard) and many sizes.



### Modular Tote Boxes

DANDUX Dividable Mod Boxes and Nestable Shelf Boxes are the largest selection available. Over 100 sizes to best meet your needs. Mod line tote box carts available for many sizes.



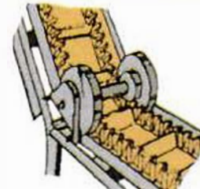
### Shipping Containers

DANDUX Reusable Shipping Containers for in-plant, over the road or out of the country movement of goods. Dimensioned to maximize container cube. Units stack on lids, nest when empty.



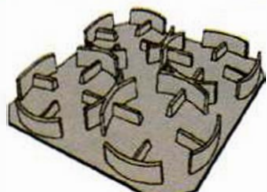
### Tote Boxes

Available in nesting, stacking or stack & nest styles Dandux totes are an efficient means of carrying and sorting an assortment of items. Available in an extensive selection of over 250 sizes.



### Conveyor Belting

DANDUX has a complete line of conveyor belting including cotton, polyester air slide, light weight rubber, floor grade, incline and heavy rubber. All custom fabricated to your specs.



### Custom Molding

DANDUX has both the molding capabilities and engineering talent to produce a wide range of custom products to your specifications. Capabilities range from light weight vacuum forming to extra heavy duty rotational molding. Designs can range from large, small, single or double wall.



Distributed by:  
Dunlap Sunbrand International, Inc.  
208 Bradshaw Pike Ext.  
Hopkinsville, KY42240  
(800) 626-9000  
www.DSInternational.com  
Info@DSInternational.com