


# COMPRESSED AIR OPERATED VACUUM WASTE REMOVAL *Systems and Components*



***Templex inc.***

**2013**  
CATALOG

• **Attack Costly Problems with Templex Vacuum Products** •

<b>PROBLEM AREAS</b>	<b>RESULTS WITH TEMPLEX PRODUCTS</b>
• Machines dirty and full of lint? Clogged looper eyes, tensions, and thread take-up holes which cause excessive thread breakage?	<b>CLEANER MACHINES!</b>
• Garments with lint and oil spots?	<b>CLEANER GARMENTS!</b>
• A dirty work environment? Trim waste and cut chain on the floor? Lint and dust on top of overhead lights and electrical outlets?	<b>CLEANER AND SAFER FIXTURES AND FLOORS!</b>
• Operators with lint in their hair? Thread, lint and trim on their clothes?	<b>CLEANER AND HEALTHIER OPERATORS!</b>
• Machines not running? Do operators periodically have to stop and clean themselves off?	<b>MORE PRODUCTION!</b>

*Protect Your Production Personnel and Equipment Investment with Templex Products.*

**Total Clean up:** A major concern of all apparel manufactures is how to keep their sewing equipment and plant environment free of dust, lint, thread waste and trimmed waste. These by-products from sewing are major factors that contribute to costly problems such as oil stained garments, machine downtime, dirty floors and overhead fixtures, worker absenteeism due to respiratory problems, and safety hazards as well. Most manufacturers have tried to resolve these problems by installing chain & waste removal systems only on their overlock and safety stitch machines. This worked well for these machines but what about the other types of machines such as Feed off The Arm flat seamer, Belt Loop Machines with fabric trimming knives, Cover Stitch machines, etc. These too are machines that are a source of dust, lint, thread and trimmed waste. Blowing these and other machines out with compressed air will only transfer the dry dust and oily lint onto in-process garments and nearby machines and operators.

Templex patented Chain & Waste and Lint Removal Systems along with our hand held vacuum cleaning gun provides the solution for total clean up of all sewing machines. Now you can install a Templex compressed air operated Waste or Chain & Waste and Lint Removal system on all machines that trim fabric during the sewing process to collect and contain the cut chain, trimmed fabric waste and dust, and use the Air-Vac Docking Station with V-1D Vacuum gun to remove and contain the oily lint and debris from inside the sewing machine.

*Since 1956, Templex has designed and manufactured quality products for industrial applications. Our purpose is to aid manufacturers in creating operations that are the most productive, efficient, and quality oriented possible while maintaining environments that are healthy and ergonomically correct.*

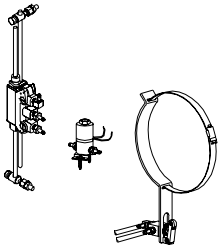
*Products in this catalog are designed for the specific purpose of collecting and containing waste by-products created during the manufacturing process. Many of the component parts are made of durable, clear plastic which allows viewing of trimming processes. A great deal of time is devoted to the design of our systems and components to insure that they install quickly and easily, are simple to operate, durable, energy-efficient, and require low maintenance.*

# Table of Contents

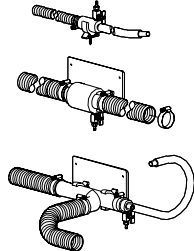
<b>I. INTRODUCTION</b>	<b>PAGE</b>
Waste Removal Products: Systems and Components .....	4
How to Select System Components and Accessories .....	4
<b>II. GENERAL PRODUCTS</b>	
<i>Lists individual components, their general use, and of what each product consists. These products are designed with flexibility in mind for a wide range of applications.</i>	
Treadle Rod Air Switches & Electric Solenoid Valves .....	5
Other Air Switches .....	5
Vacuum Units .....	6
Waste Collection Products .....	7
Waste Funnels .....	10 -12
Accessories .....	8 - 9
Pneumatic Air Fittings & Accessories .....	15
<b>III. VACUUM PRODUCTS BY APPLICATION &amp; MACHINE TYPE</b>	
<i>Vacuum products for sewing machine types and their applications. Products consist of a vacuum unit combined with a waste funnel, and can be ordered in complete combo assemblies or with individual units as required.</i>	
Chain Removal Systems .....	8
Overlock/Safety-stitch Machines .....	9 - 11
Vacuum Systems- Combos .....	9 - 10
Special Funnels .....	11
Coverstitch Flat-bed Machines with Fabric Trimmer .....	12
Feed-off-the-arm Flat Seamer .....	10
Single Needle Lockstitch with Edge Cutter .....	12 - 13
Belt Loop Machines with Front Fabric Cutters .....	12
Extendable Nozzle Support System - MULTI-PURPOSE .....	13
Other Waste Funnels & Additional Components .....	14
<b>IV. SALES AND TECHNICAL INFORMATION</b>	
<i>Detailed product sales information and general technical information about compressed air requirements with diagrams.</i>	
Vac-Bag .....	16
Compressed Air Consumption and Connections .....	17
Common Parts and Assemblies .....	18 -19

# Templex Compressed Air Operated Waste Removal Products: Systems & Components

Templex Waste Removal Systems utilize compressed air to create vacuum. Systems are available for use on all types of sewing machines and applications. Selecting a system for your application is as easy as 1-2-3. Each system consists of a Waste Funnel and Vacuum Unit for waste removal, an Air Activation Switch to start and operate the system, and a Waste Collection Container to receive and store waste. Also see our **Vac-Bag** combo's on page 9.




**Air Activation Switches**  
Patent No 5,716,039



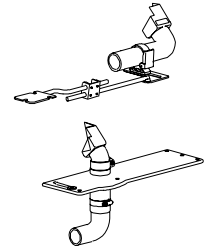
**Vacuum Units**  
Patent No. 4,764,058



**Vac-Bag**  
Patent No. 4,764,058



**Waste Collection Containers**



**Waste Funnels**  
Patent No. 4,709,645

**Note: Waste Removal Systems** - Are available separately or as a combined assembly such as **Vac-Bag Combos** on page 9. Assemblies are available for almost all models of machines, and for how those machines can be mounted: top mounted, semi-submerged, or fully submerged.

- Air activation switches** - A variety of switches are available for use on clutch type or electronic motors and for special applications. For clutch motors, use a Lite-Touch treadle rod air switch to activate vacuum only when the machine is sewing. For electronic motors use a Lite-Touch series treadle air switch or an electric solenoid valve which activates the vacuum only when the machine is running, beginning with the first stitch. Use the motor mounted air switch on pedestal mounted machines and Ergo stands with clutch motors. *Other switches, such as foot valves, toggle switches, pilot valves, and pilot valves with time delays, are also available.*
- Vacuum Units** - Vacuum units use compressed air to create vacuum for operating the system. The four categories of vacuum units are: **Chain Vacuum Units** for cut chain removal; **Waste Vacuum Units** for trimmed waste and lint removal; **Chain & Waste Vacuum Units** for removal of chain, trimmed waste and lint; and **Chain & Waste Vacuum with Collection Units** (i.e. Vac-Bag) for removal and collection of chain, trimmed waste and lint. Units operate best at 80 PSI (5.5 Bar). Our patented **Chain & Waste Removal Units** recycle exhaust air from the chain vacuum unit to create a second vacuum for the removal of trim waste. Vacuum is created for two functions at the energy cost of only one. Waste and chain & waste units are available in 1½", and 2" for various sizes of trimmed waste.
- Waste Collection Containers** - Receive and store waste. All waste collection containers have an inlet where waste enters, a storage area for waste to accumulate, and a filter to clean exhausted air. Two styles of collection containers are offered: waste canisters and waste bag units. Waste canisters locate next to the machine while waste bag units attach to the table top.
- Waste Funnels** - Available in 1", 1½", or 2" depending on the size of trimmed waste. Each of our patented funnel assemblies are designed to fit close to and surround the trimming knives with vacuum which captures dust and lint as well as the trimmed waste. Funnel assemblies mount directly to the machine casting using existing screw holes, or directly to the table top and swing-away or snap-out to allow machine maintenance. Other waste funnels are for non-sewing uses or applications that are not listed and require a custom approach.
- Accessories** - Optional products such as mufflers or machine cleaning guns can be added during initial installation or at a later date. Mufflers can be installed on any vacuum unit to reduce sound, and are available in ½", 1", 1½", or 2" sizes. See page 8. Templex V-1 Vacuum Cleaning Guns are compressed air operated and are ideal for removing the oily lint and debris from inside any sewing machine.

## How To Select a System

**Order a Complete Waste Removal System** - Complete Vac-Bag Combos are available for the following machines: Overlock / Safety Stitch, Cylinder Overlock, & Feed off The Arm (FOTA). See Page 9.

### Order System Components

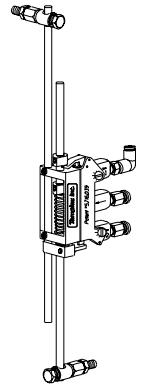
- AIR ACTIVATION SWITCH** - See Page 5
  - Select TBV-110LT 3-position Lite-Touch treadle rod air switch for clutch type motors. Works with electronic motors as well.
  - Select the proper 2-way or 3-way 24 Volt DC Solenoid Valve for electronic motors with motor run signals.
  - Select TBV-121 motor mounted air switch for pedestal mounted Feed off The Arm machines with clutch motors.
- VACUUM UNIT** - See Page 6
  - Will machine have a chain cutter? If Yes - Use chain removal assembly or chain & waste removal assembly. If No - Use waste removal only.
  - Size of trimmed waste - Select system based on the size of waste to be collected:  
NOTE: Trimmed waste that is ¾" wide, use 1" or 1½" systems • Up to 1¼" wide, use 1½" systems • Up to 1¾" wide, use 2" systems.
- WASTE COLLECTION CONTAINER** - See Page 7  
Select the appropriate waste canister or bag unit which best suits requirements and application.
- WASTE FUNNEL** - See Pages 10, 11, 12
  - For Machine mounted waste funnels see pages 11. Order by Manufacturer and machine class. For multi-use waste funnels see page 10.
  - Select the correct waste funnel based on the size of the trimmed waste and how the machine head is mounted. ie. Semi-submerged or top of table, Fully-submerged or other. Match waste funnel size with vacuum unit selected. ie. 1.5" vacuum with 1.5" waste funnel.
- ACCESSORIES** - See page 8, 9
  - Vacuum Cleaning Gun for cleaning machinery.
  - Docking Station & Cleaning Gun for cleaning machinery.
  - Mufflers - For near silent operation of waste removal products.

# TEMPLEX AIR ACTIVATION SWITCHES

## LITE-TOUCH TOE & HEEL ACTION TREADLE ROD AIR SWITCH

The Lite-Touch treadle rod air switch patented design allows **72% less** toe pressure on treadle to activate the air switch, even at low speed on electronic motors. Use with **standard clutch type motors** or any **electronic motor** with or without a 24 volt DC motor run signal. Lite-Touch Series eliminates the need to adjust clutch and brake on clutch type motors as required with conventional treadle rod air switches.

The 3-Position **toe & heel action** treadle rod air switch replaces TBV-100LT toe action and TBV-105 heel action switches and is now offered as a multi use switch for all applications at the same low price as the TBV-100LT or TBV-105. The TBV-110LT combines the same features as the TBV-100LT Lite-Touch toe action air switch to operate vacuum for chain cutters and waste removers, but with the added function of TBV-105 heel activation to operate single-acting pneumatic cylinders such as foot lifts, stackers, scissor cutters, etc. on same machine. Ideal for applications where air is required while sewing and heeling. In relaxed position air is off. Functions can be turned off with the built in flow control vales if not needed. Assembly includes two 3-way air valves, built in flow controls, and 20 ft. of air supply tubing.



Patent No. 5,716,039

- TBV-110LT 3-Position **Toe & Heel** Treadle Rod Air Switch, 1/4" / 6 mm OD supply
- TBV-111LT 3-Position **Toe & Heel** Treadle Rod Air Switch, 3/8" OD supply

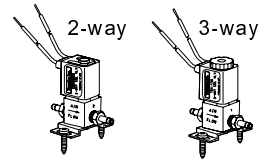
## 24 VOLT DC SOLENOID VALVE ASSEMBLIES

For use with electronic motors. Two types of solenoid valves are available: 2-way and 3-way.

**2-way** 24 volt solenoid valve is for vacuum only applications on machines with electronic motors that have a **24 volt DC motor run signal**. If no motor run signal is present, use the appropriate Lite-Touch treadle rod air switch. Solenoid valve is rated at .25 amps with a maximum operating pressure of 100 PSI. Assembly includes mounting bracket, screws and 10 ft. of compressed air tubing.

**3-way** 24 volt solenoid valve operates single-acting air cylinders for foot-lifts, stackers, scissor cutters, impact cutters or pilot valves. Solenoid valve is rated at .33 amps with a maximum operating pressure of 120 PSI. Three-way valves exhaust thru valve exhaust port on valve. Assembly includes a mounting bracket, screws and 10 ft. of compressed air tubing.

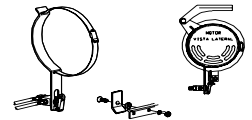
- TBV-130 2-way Solenoid Valve Assembly, 1/4" / 6 mm OD supply
- TBV-131 2-way Solenoid Valve Assembly, 3/8" OD supply
- TBV-138 3-way Solenoid Valve Assembly, 1/4" / 6 mm OD supply



## MOTOR MOUNT AIR SWITCH

The Motor Mount Air Switch is designed for use on standard clutch type motors where a conventional treadle rod air switch cannot be installed to operate vacuum for chain cutter or waste remover. Applications for the motor mount air switch include **Ergo pedals** with push pull cables used to engage clutch motor or any **pedestal mounted** machine where the clutch motor is mounted above the pedestal stand such as **feed-off-the-arm**. Assembly has a 2-way air valve and comes complete with mounting hardware and 10 ft. of compressed air tubing.

- TBV-121 Motor Mount Air Switch, 1/4" / 6 mm OD supply
- TBV-122 Motor Mount Air Switch, 3/8" OD supply



## FOOT SWITCH

Ideally suited for activating Tempex vacuum products in non-sewing applications such as hand scissor-cutting waste removal systems, basting thread removal systems, trim removal systems, etc. Foot Switch includes 10 ft. of compressed air tubing.

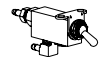
- TBV-132 Foot Switch, 1/4" / 6 mm OD supply
- TBV-133 Foot Switch, 3/8" OD supply



## TOGGLE SWITCH ASSEMBLY

The **3-way** on-off-exhaust toggle switch assembly is for use with vacuum devices, pilot valves, or single-acting air cylinders. Assemblies can mount to top, bottom, or edge of table top and come with mounting bracket, screws, and compressed air tubing.

- TBV-118 3-Way Toggle Switch Assembly, 1/4" / 6 mm OD supply.
- TBV-119 3-Way Toggle Switch Assembly, 3/8" OD supply
- TBV-120 4-Way Toggle Switch Assembly, 1/4" / 6 mm OD supply

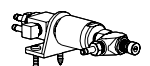
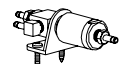


## PILOT VALVE ASSEMBLY

Pilot Valve Assembly uses a low pressure air signal (5 PSI minimum) to operate a waste removal product at full line pressure. Assembly consists of a pilot valve and a 3-way air valve. When existing air device (air cylinder, footlift, blowing tube, etc.) is activated, pressure in air line signals pilot valve to operate three-way air valve. Three-way air valve will operate at full line pressure as long as device is activated. Ideal for operating waste removal systems on automatic machines where low pressure or low flow air sources are present.

The pilot valve assembly is also available with an adjustable delay function valve that allows a waste removal unit to continue to run up to 30 seconds after the air signal stops. Ideal for use with waste removal systems on machines with scissor or impact cutters to remove cut pieces of binding, lace, or elastic. Both assemblies include tee fitting to insert into signal pressure air line, 15 ft. of air supply tubing, mounting bracket, and screws.

- TBV-134 Pilot Valve Assembly, 1/4" / 6 mm OD supply
- TBV-135 Pilot Valve Assembly, 3/8" OD supply
- TBV-136 Pilot Valve Assembly with delay, 1/4" / 6 mm OD supply
- TBV-137 Pilot Valve Assembly with delay, 3/8" OD supply



# VACUUM UNITS

## TEMPLEX BETTA-VAC CHAIN REMOVER

Used for all chain cutters regardless of manufacturer. Very efficient. Amount of vacuum can be regulated for the type of thread and material used, from the lightest chiffon to the heaviest denim. All metal construction. Assembly operates best at 80 PSI (5.5 Bar) and comes complete with needle valve and air fitting for vacuum adjustment, 3/8" of suction hose, 24" of discharge hose, and mounting hardware. Use with a Lite-Touch treadle rod air switch or solenoid valve assembly. See also: Chain Removal Systems, page 9.

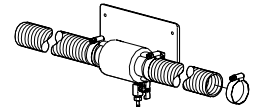
- TBV-200      Templex Betta-Vac Chain Remover, 1/4" (6mm) OD supply
- TBV-201      Templex Betta-Vac Chain Remover, 3/8" OD supply



## TEMPLEX VACUUM ASSEMBLY FOR WASTE REMOVAL

Available in three sizes: 1" for trimmings up to 3/4" wide, 1 1/2" for trimmings up to 1 1/4" wide, and 2" for trimmings up to 1 3/4" wide. Ideal for removing waste on any sew and trim sewing machine where chain cutters will not be used. Use with a Lite-Touch treadle rod air switch or solenoid valve assembly. Our 1" waste removers include an adaptor which allows connection to all 1 1/2" waste collection products. Assemblies operate best at 80 PSI (5.5 Bar) and include mounting plate, hardware, a needle valve with air fitting for vacuum adjustment, hose clamps, and 5 ft. of suction/discharge hose. For near silent operation, use Templex Muffler Units, page 8. **Also Available:** Templex 1 1/2" Hi-Vac Waste Remover for special applications where higher vacuum levels are needed for hard to move trimmings or for transporting trimmed waste longer distances. Also excellent for fume removal applications (Hot Notcher, etc.)

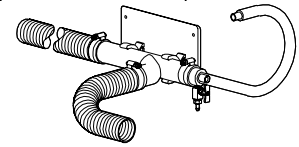
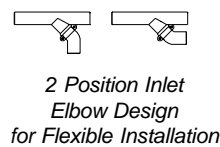
- TBV-075      1" Waste Remover Assembly, 1/4" (6mm) OD supply
- TBV-076      1" Waste Remover Assembly, 3/8" OD supply
- TBV-125      1 1/2" Waste Remover Assembly, 1/4" (6mm) OD supply
- TBV-126      1 1/2" Waste Remover Assembly, 3/8" OD supply
- TBV-175      2" Waste Remover Assembly, 1/4" (6mm) OD supply
- TBV-176      2" Waste Remover Assembly, 3/8" OD supply
- TBV-1250     1 1/2" Hi-Vac Waste Remover, 3/8" OD supply



## TEMPLEX VACUUM ASSEMBLY FOR CHAIN & WASTE REMOVAL

Most efficient chain and waste remover on the market, available in two sizes: 1 1/2" for trimmings up to 1 1/4" wide and 2" for trimmings up to 1 3/4" wide. Designed for use with overlock/safety-stitch machines with or without chain cutters. Efficiently provides adjustable vacuum for removing chain and waste from sewing machines. Exhaust air from the chain cutter vacuum is recycled to create a second suction which removes the trimmed waste. Requires the same amount of compressed air as a standard chain vacuum, but does twice the work. Use with a Lite-Touch treadle rod air switch or solenoid valve assembly. 1 1/2" units feature a detachable inlet elbow which can be rotated 180 degrees to aid in installation and routing of hoses. Units operate best at 80 PSI (5.5 Bar) and come complete with mounting plate, hardware, a needle valve for vacuum adjustment, hose clamps, chain removal hose, and 5 ft. of suction/discharge hose. For near silent operation, use Templex Muffler Units, see page 8.

- TBV-400      1 1/2" Chain & Waste Remover, 1/4" (6mm) OD supply
- TBV-401      1 1/2" Chain & Waste Remover, 3/8" OD supply
- TBV-500      2" Chain & Waste Remover, 1/4" (6mm) OD supply
- TBV-501      2" Chain & Waste Remover, 3/8" OD supply



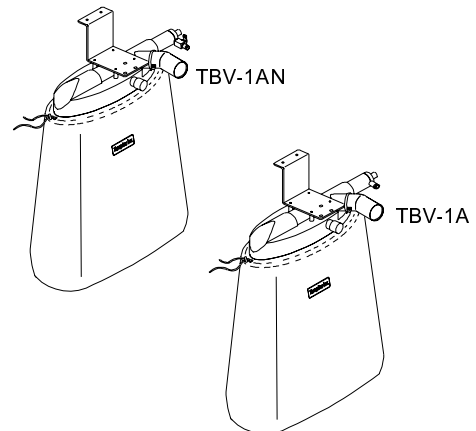
Patent #4,764,058

## TEMPLEX VAC-BAG FOR CHAIN & WASTE REMOVAL WITH COLLECTION BAG

Design of the TBV-1A and TBV-1AN combines our PATENTED 1 1/2" (TBV-400) chain & waste vacuum unit and the (TBV-190) waste bag unit into one compact assembly. The Vac-Bag has a built in baffle chamber to reduce noise level of the exhausted air and will accept the 1 1/2" MSB150 muffler for additional noise reduction if needed. Vac-bags also have a 3/4" non-vacuum port to receive waste exhausted from other devices such as a docking stations/cleaning guns or auxiliary vacuum units.

Assembly of the new Vac-Bag is made simple for quick installation on either new machines or RETROFIT on older existing machines. The TBV-1A and TBV-1AN can be purchased individually or packaged in combos that include the Lite-Touch treadle rod air switches, TBV-000-390 or TBV-000-490 waste funnels and MSB150 muffler. See page 10 for Combos.

- TBV-1AN**    1 1/2" Chain & Waste Vacuum with Collection Bag includes a needle valve installed on the vacuum unit to adjust air flow and usage. This unit is used on machine installations when using a 24 volt DC solenoid valve or other air activation devices that do not have a flow control valve.
- TBV-1AN    1 1/2" Vac-Bag, 1/4" (6mm) OD supply



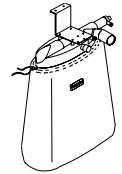
- TBV-1A**    1 1/2" Chain & Waste Vacuum with Collection Bag does not have a needle valve and is used with any Templex Lite-Touch treadle rod air switch with built in flow control valves, i.e. TBV-110LT. This unit is included in all Vac-Bag Combos.
- TBV-1A    1 1/2" Vac-Bag, 1/4" (6mm) OD supply

- 25760-03    Fabric Filter Bag Only, 15 Gallon Capacity

# TEMPLEX CHAIN, WASTE, AND LINT COLLECTION PRODUCTS

## TEMPLEX VAC-BAG FOR CHAIN & WASTE REMOVAL WITH COLLECTION BAG

For detailed information about the combined chain & waste vacuum unit and waste bag unit, See page 6.  
For Chain and Waste Removal combos, see page 10.

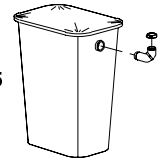


TBV-1A

## TEMPLEX 10 1/4 GALLON WASTE CANISTERS

Compact size (11" x 15 1/2" x 20" tall) is ideal for small quantities of cut chain, waste, and lint. Features fabric filter cover and detachable 1 1/2" or 2" inlet elbow which snaps in and out for easy emptying of the waste canister. Use Chain Vacuum Adaptor with any 1 1/2" waste canister to collect cut chain from Templex Beta-Vac Chain Remover. Chain Vac Adaptor attaches to 1 1/2" canister elbow and to 3/4" flexible discharge hose on chain remover. Use 1 1/2" waste canisters with 1" or 1 1/2" waste removal products and use 2" waste canisters for 2" waste removal products.

- TBV-145 10 1/4 Gallon Waste Canister, 1 1/2" Single Inlet (shown)
- TBV-146 10 1/4 Gallon Waste Canister, 1 1/2" Double Inlet
- TBV-147 10 1/4 Gallon Waste Canister, 2" Single Inlet
- 04018 Replacement Fabric Filter Cover, 10 1/4 Gallon
- 00456 Chain Vacuum Adaptor



TBV-145

## TEMPLEX 12 GALLON UT WASTE BAG UNIT

Templex "UT" Waste Bag Units are available with 1 1/2" and 2" inlet ports. The UT Waste Bag unit is a flexible, affordable product for many uses that is easy to install and can mount under a table or around the drawer. UT bag units have a 3/4" non-vacuum port to receive waste exhausted from other devices such as docking stations/cleaning guns or auxiliary vacuum units. The UT *Under Table* mounted Bag Units collect and contain cut chain, trimmed waste, dust, oily lint, and other debris from the sewing machine head. Adaptor #25765 is required when collecting waste from two devices with 3/4" exhaust hoses, such as, a chain removal system with a docking Station.

- TBV-190 UT Waste Bag Unit, 1 1/2" & 3/4" Inlet (12 Gallon capacity)
- TBV-191 UT Waste Bag Unit, 2" & 3/4" Inlet (12 Gallon capacity)
- 25760-03 Fabric Filter Bag Only, 15 Gallon Capacity



TBV-190

## TABLE-MOUNT WASTE BAG UNIT

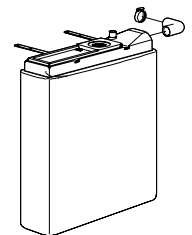
This waste collection unit has a narrow profile (7 3/4" wide), attaches directly to either end of the table top, and has a 20 gallon capacity. Two types are available: a **Reusable Fabric Filter bag** model, which features a tool tray for storing scissors, snips, tweezers, etc. and a **Disposable Poly Bag** model, which is ideal when recycling trimmed waste. Poly bags sizes are 26" wide x 32" tall x 2 mil. Both models have a 3 1/4" diameter spring-loaded door for disposal of other work area trash. Use 1 1/2" waste bag units with 1" or 1 1/2" waste removal products and use 2" waste bag units for 2" waste removal products.

### Waste Bag Unit - Filter Bag (shown)

- TBV-180 1 1/2" Waste Bag Unit, 30" Filter Bag with Door
- TBV-182 2" Waste Bag Unit, 30" Filter Bag with Door
- 02305 Replacement Fabric Filter Bag, 32" long

### Waste Bag Unit - Poly Bag

- TBV-184 1 1/2" Waste Bag Unit, 30" Poly Bag with Door
- TBV-186 2" Waste Bag Unit, 30" Poly Bag with Door
- 25027 Replacement Poly Bag, 30" long (600 Bag Roll)

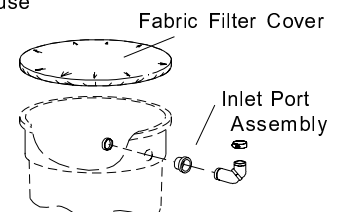


TBV-180

## WASTE CONTAINER KIT

For use with waste/trash cans with 19" diameter opening. Includes detachable 1 1/2" or 2" inlet port assembly with elbow, hose clamp, and fabric filter cover. *The detachable elbow feature allows faster and easier emptying of waste canisters.* Use single inlet canister kit for collecting waste from one machine, or double inlet canister kit for collecting waste from two machines at the same time. Use 1 1/2" waste canisters with 1" or 1 1/2" waste removal products and use 2" waste canisters for 2" waste removal products. **DOES NOT INCLUDE WASTE/TRASH CONTAINER.**


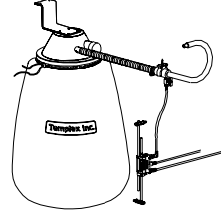

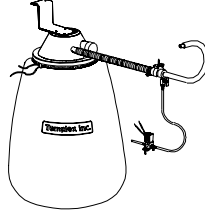


- 25781 1.50" Single Inlet Waste Container Kit
- 25863 1.50" Double Inlet Waste Container Kit
- 25864 2.00" Single Inlet Waste Container Kit
- 25865 2.00" Double Inlet Waste Container Kit
- 00245 Replacement Fabric Filter Cover, 20 Gallon



## CHAIN REMOVAL SYSTEMS FOR ALL MACHINES

Combination of a chain removal vacuum and a TBV-110LT 3-position air switch, which can be ordered with or without a waste bag for collection. Air switch supplies compressed air to chain removal vacuum only when machine is sewing. **All Templex chain removal systems can be used with any type of chain cutter on any machine regardless of manufacturer.**

**Templex Chain Removal Systems** include a combination of two or more of the following components: TBV-200 Chain Removal Vacuum Assembly, TBV-110LT 3-Position Lite-Touch Treadle Rod Air Switch 1/4" 6mm air supply, TBV-130 24 VDC Solenoid 2-way Air Switch, TBV-138 24 VDC Solenoid 3-way Air Switch, large capacity TBV-190 waste bag. The TBV-190 waste bag unit features a 3/4" inlet port and a 1 1/2" inlet port for upgrade to a Waste Removal or Chain & Waste Removal. Includes 10 ft. of 1/4" 6mm compressed air supply tubing. \* A Lite-Touch Treadle Rod Air Switch can also be used on electronic motors with or without a 24 VDC motor run signal.

<b>CHAIN REMOVAL SYSTEMS FOR MACHINES EQUIPPED WITH CHAIN CUTTER ONLY</b>					
Using Clutch & Electronic Motors			Using Electronic Motors w/24 VDC Motor Run Signal		
 <b>TBV-304LT</b>	 <b>TBV-369LT</b>	 <b>TBV-303</b>	 <b>TBV-368</b>	 <b>TBV-305</b>	 <b>TBV-372</b>
<b>Chain Removal &amp; Footlift Activation Only</b>	<b>Chain Removal Footlift Activation &amp; Collection</b>	<b>Chain Removal Only</b>	<b>Chain Removal &amp; Collection</b>	<b>Chain Removal &amp; Footlift Activation Only</b>	<b>Chain Removal &amp; Footlift Activation &amp; Collection</b>
<b>TBV-304LT</b>	<b>TBV-369LT</b>	<b>TBV-303</b>	<b>TBV-368</b>	<b>TBV-305</b>	<b>TBV-372</b>
Consist of: TBV-110LT TBV-200	Consist of: TBV-110LT TBV-200 TBV-190	Consist of: *TBV-130 TBV-200	Consist of: *TBV-130 TBV-200 TBV-190	Consist of: *TBV-130 *TBV-138 TBV-200	Consist of: *TBV-130 *TBV-138 TBV-200 TBV-190

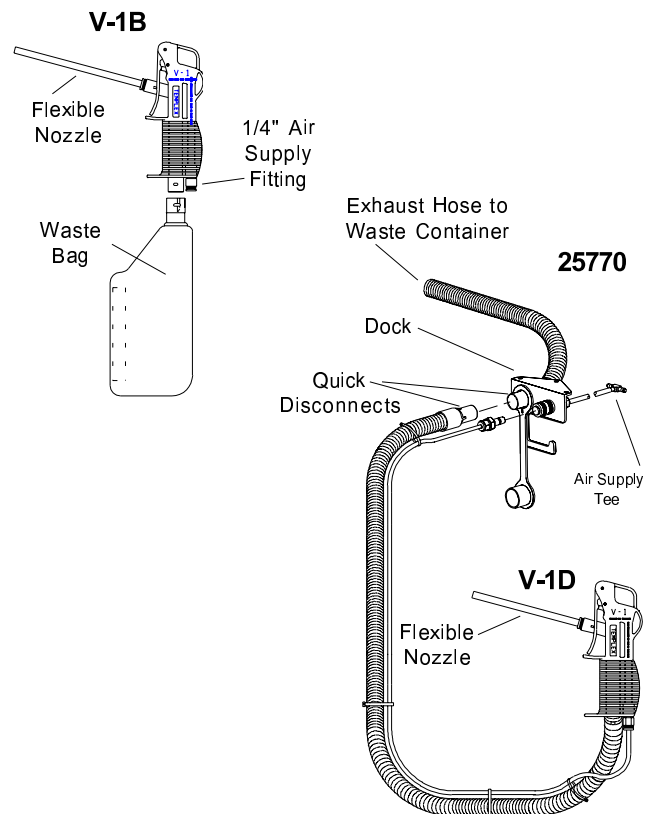
## ACCESSORIES

### TEMPLEX VACUUM CLEANING GUN

The Templex V-1 Vacuum Gun is a powerful easy to use hand held vacuum device designed to remove oily dust and lint from all types of sewing machines. The V-1 converts 80 PSI (5.5 Bar) compressed air into vacuum when the trigger is pulled. The 5/16" X 6" long flexible nozzle bends around corners to remove thread and yarn flock from tensions, thread guides, looper eyes, and feed dogs. Collected dust and lint is exhausted into a collection device. Two models are available, the V-1B and V-1D.

**V-1B Cleaning Gun** has a removable collection bag that features a velcro closure to empty waste and an air fitting for connection to your 1/4" poly tubing for compressed air. When the trigger is pulled the vacuum starts and oily lint and debris is discharged into the waste bag.

**V-1D Cleaning Gun** comes with 40" of hose & air supply tubing with quick disconnects that plug into a #25770 Docking Station for its or compressed air and waste collection. The docking station ties into the existing Templex waste system for collection and compressed air. When the trigger is pulled the vacuum starts and oily lint and debris is discharged into the same waste bag used to collect trimmed waste and thread chain. One vacuum gun can be shared by up to ten sewing machines. A #25770 Docking Station must be installed on each machine. #25770 Installs under front edge of table and includes a quick disconnect with 1/4" union tee, air supply tubing, and a 3/4" exhaust hose for discharge into waste bag.



V-1B Cleaning Gun with waste collection bag

V-1D Cleaning Gun for use with Docking Station  
25770 Docking Station (requires one per machine)



# COMBOS

## Templex Vac-Bag Chain, Waste and Dust Removal Vacuum Combo

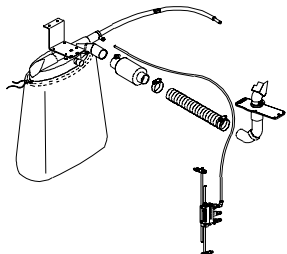
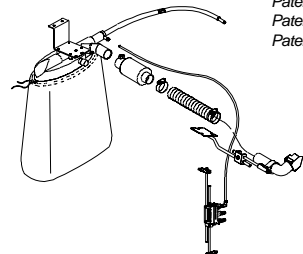
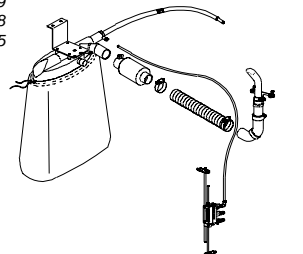
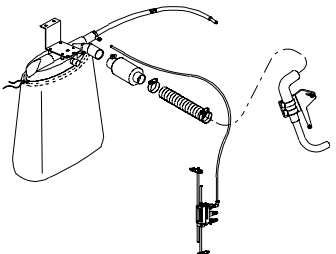
The Vac-Bag combines the designs of our Patented TBV-400 1½" chain & waste vacuum unit and 15 gallon waste bag unit into one compact assembly. The Vac-Bag features an (aluminum) vacuum venturi with ½" connection for Chain Suction, a 1½" vacuum connection for Trim Waste & Dust Suction, and a 15 gallon Waste Bag Collection Capacity. The housing is oval for a better fit of the waste bag and has a 3/4" non-vacuum port to receive waste exhausted from other devices such as a docking station or auxiliary vacuum units.

Installation of the Vac-Bag is Quick & Easy on both new machines or as a RETROFIT on existing machines. The design of the mounting bracket and Vac-Bag housing allow a variety of installation options for all tabletops and stands. The assembly has built-in sound reduction and includes installation hardware, hoses, and fabric bag with drawcord.

Vac-Bag Units can be purchased individually or packaged in COMBOS that include: TBV-1A Vac-Bag, TBV-110LT 3-position Lite-Touch treadle rod air switch, Waste funnel, and MSB150 muffler.

Reduce downtime - order an extra fabric waste bag, operator can change bags when full. Filled bag can be emptied and returned.

### Vac-Bag Combos Complete with Waste Funnels & 3-Position Treadle Switch

 <p>Overlock/Safety Stitch Machines</p>		 <p>Cylinder Overlock Machines</p>	 <p>Feed Off The Arm Flat Seam Machines</p>
<p><b>TBV-3A-390</b> For Semi-Submerged or Top Mounted Machines</p>	<p><b>TBV-3A-490</b> For Fully Submerged Machines</p>	<p><b>TBV-3A-990</b> For Cylinder Overlock Machines</p>	<p><b>TBV-3A-791</b> For Feed off The Arm Flat Seam Machines</p>

Products Protected by:  
Patent # 5,716,039  
Patent # 4,764,058  
Patent # 4,709,645

Includes:  
TBV-1A Vac-Bag  
TBV-110LT Treadle Switch  
TBV-000-390 Waste Funnel  
MSB150 Muffler

Includes:  
TBV-1A Vac-Bag  
TBV-110LT Treadle Switch  
TBV-000-490 Waste Funnel  
MSB150 Muffler

Includes:  
TBV-1A Vac-Bag  
TBV-110LT Treadle Switch  
TBV-000-990 Waste Funnel  
MSB150 Muffler

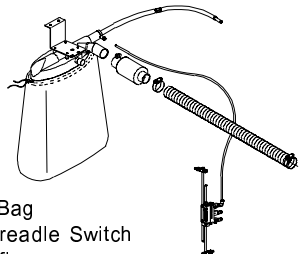
Includes:  
TBV-1A Vac-Bag  
TBV-110LT Treadle Switch  
TBV-000-791 Waste Funnel  
MSB150 Muffler

25760-03 Replacement Fabric Waste Bag

### VAC-BAG COMBO WITHOUT A WASTE FUNNEL

Order waste funnel separately. This 1½" Combo is packaged with everything needed for Chain & Waste Removal except a waste funnel. For machines with or without a pneumatic footlift. Order Waste Funnel separately. See pages 10-12.

TBV-3A Vac-Bag Combo without Funnel



Includes  
TBV-1A Vac-Bag  
TBV-110LT Treadle Switch  
MSB150 Muffler

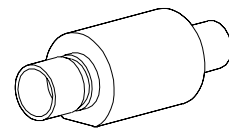
# ACCESSORIES

## TEMPLEX MUFFLER

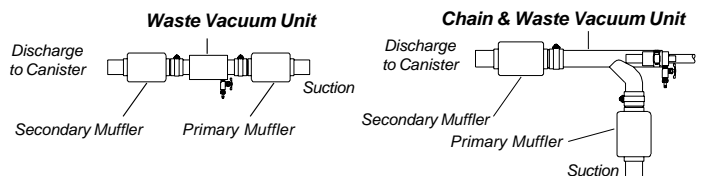
Mufflers allow near silent operation of compressed air operated waste removal products. Special smooth bore design traps sound, but allows trimmed chain, waste, and lint to flow through. Use one muffler on the suction end of a waste removal product to greatly reduce sound level. For maximum sound reduction use muffler units on both suction and discharge ends of vacuum product.

To install, slide belled end of muffler onto the suction and discharge end of waste vacuum unit and fasten with clamp (1 each provided).

Use #25707 ½" chain vacuum muffler only with Chain & Waste Removal assemblies when a chain cutter is not present.



Muffler Installation on Vacuum Units



- 25847 ½" Muffler, Chain Vacuum unit
- MSB100 1" Muffler
- MSB150 1½" Muffler
- MSB200 2" Muffler

# WASTE FUNNELS

## OVERLOCK/SAFETY STITCH (MULTI-USE)

Patent #4,709,645

**TOP MOUNTED OR SEMI-SUBMERGED** - A multi-use 1½" funnel assembly designed for all makes and models of standard overlock/safety-stitch machines that are mounted top of table or semi-submerged. Installs on top of table. For a complete Chain & Waste Removal Vac-Bag Combo see page 9.

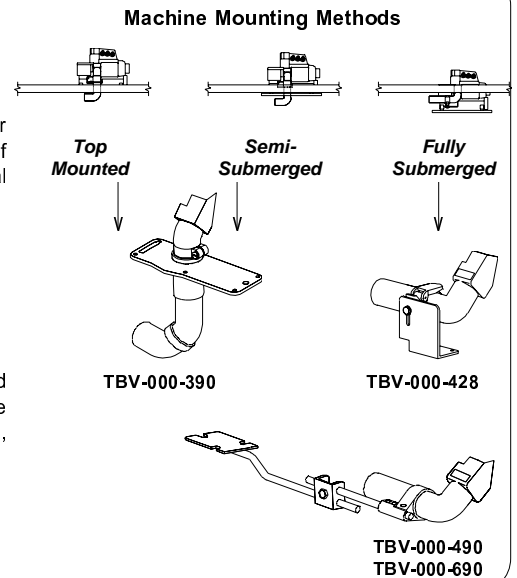
**TBV-000-390** 1½" Multi-Use Waste Funnel Assembly

**FULLY-SUBMERGED** - Use TBV-000-490 1½" Multi-use funnel assembly for all makes and models of standard overlock/safety-stitch machines that are mounted fully-submerged. Use TBV-000-428 1½" funnel assembly only for fully-submerged WMC tables with bottom boards, installs to bottom board.

**TBV-000-490** 1½" Multi-Use Waste Funnel Assembly

**TBV-000-428** 1½" Waste Funnel Assembly ( WMC Tables Only )

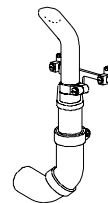
**TBV-000-690** 2" Multi-Use Waste Funnel Assembly



## CYLINDER OVERLOCK (MULTI-USE)

Funnel assembly for use with all cylinder overlock machines that have attachments such as bandrollers, guides, collarettes, etc. Funnels are designed to fit without obstructing, and snap out to allow for machine maintenance. Adjustable mounting bracket installs to machine casting. Fits all Cylinder Overlock Machines; Juki, Pegasus, Siruba, Union, and Yamato machines.

Designed for use with any Templex 1.50" waste removal device, ie TBV-1A Vac-Bag Assembly or For a complete Chain & Waste Removal Vac-Bag Combo see page 9.



**TBV-000-990** 1" Waste Funnel Assembly For All Cylinder Overlock Machines

## OVERLOCK/SAFETY-STITCH (MULTI-USE MOUNT)

Multipurpose mount funnel assemblies are for use in collecting waste only, or chain and waste only. Funnel assemblies locate approximately 2" to 5" below trimmer knives and remove ONLY the trim waste that falls into the funnel opening; no lint or dust is collected. Two sizes are available: 1½" for small to medium trim, and 2" for larger trim. Use TBV-125 or TBV-175 assemblies for waste only applications, and TBV-400 or TBV-500 assemblies for chain and waste removal applications. For a complete system select the appropriate air activation switch and a waste collection container to fit the system size.



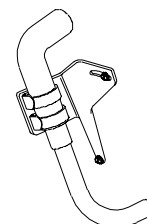
	1½" Funnel Assembly	2" Funnel Assembly
JUKI 800 Series	TBV-000-101	TBV-000-201
JUKI 2500 Series	TBV-000-102	TBV-000-202
RIMOLDI 300 Series	TBV-000-103	TBV-000-203
WILLCOX & GIBBS 500 Series	TBV-000-108	TBV-000-208
UNION SPECIAL 39500	TBV-000-104	TBV-000-204
All other machines	TBV-000-104	TBV-000-204

## FEED-OFF-THE-ARM FLAT SEAMERS (MULTI-USE)

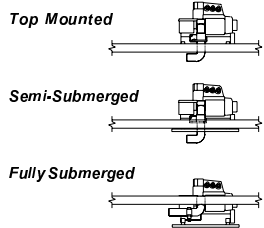
Feed-Off-The-Arm Flat Seamer funnel assembly mounts to existing screw holes in the side Face Plate of All Feed-Off-The-Arm machines. For pedestal mounted machines use TBV-121 Motor Mount Air Switch & select vacuum assembly, waste canister, and muffler from pages 5, 6 and 7. For tabletop mounted machines with a clutch motor use a Vac-Bag Combo see page 9.


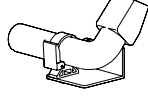
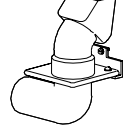
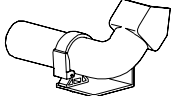
Fits all Feed-Off-The-Arm Flat Seamers; Union Special, Willcox & Gibbs, Yamato, ect.. Designed for use with any Templex 1.50" waste removal device, ie TBV-1A Vac-Bag Assembly.

**TBV-000-791** Waste Funnel Assembly with 1.25" Waste Nozzle For All Feed-Off-The-Arm Flat Seamers



## SPECIALIZED DESIGN OVERLOCK AND SAFETY-STITCH FUNNEL ASSEMBLIES

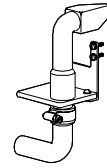


	1½" WASTE AND LINT FUNNEL ASSEMBLIES		2" WASTE AND LINT FUNNEL ASSEMBLIES	
				
<b>MACHINE MODEL - CLASS</b>	<b>TOP MOUNT/SEMI-SUB</b>	<b>FULLY SUBMERGED</b>	<b>TOP MOUNT/SEMI-SUB</b>	<b>FULLY SUBMERGED</b>
<b>Machines with WMC Table Top</b>		TBV-000-428		
<b>Brother</b> 500 Series Brother 600 Series Brother V Series Brother N Series	TBV-000-313MM TBV-000-314MM TBV-000-332 TBV-000-332	TBV-000-413MM TBV-000-414MM TBV-000-432 TBV-000-432		TBV-000-613
<b>Consew</b> 394, 395 Series	TBV-000-309	TBV-000-409	TBV-000-509	TBV-000-609
<b>Global</b> OV 600 Series Global OV 700 Series	TBV-000-302 TBV-000-309	TBV-000-402 TBV-000-409	TBV-000-502 TBV-000-509	TBV-000-602 TBV-000-609
<b>Goldex</b> 303, 305	TBV-000-309	TBV-000-409	TBV-000-509	TBV-000-609
<b>Juki</b> MO 800 Series Juki MO 1500 Series Juki MO 2300, 2400, 2500 Series Juki MO 3600, 3700, 3900 Series Juki MOC 3900, MOC 6900 Series	TBV-000-301  TBV-000-302 TBV-000-335 TBV-000-336A	TBV-000-401 TBV-000-415 TBV-000-402 TBV-000-435 TBV-000-436A	TBV-000-502 TBV-000-535	TBV-000-602 TBV-000-635
<b>Kingtex</b> SH6000, 6004, 6005	TBV-000-302	TBV-000-402	TBV-000-502	TBV-000-602
<b>Mauser</b> 2000 Series Mauser 9600, 9700 Series	TBV-000-318 TBV-000-309	TBV-000-418 TBV-000-409	TBV-000-518 TBV-000-509	TBV-000-618 TBV-000-609
<b>Merrow</b> M/MG Series	TBV-000-312	TBV-000-322	TBV-000-512	
<b>Pegasus</b> E32/52, ETS32/52 Series Pegasus EX, EXT Series Pegasus M-632/652 Series Pegasus L-22/32/52 Series	TBV-000-309 TBV-000-333 TBV-000-308 TBV-000-308	TBV-000-409 TBV-000-433 TBV-000-408 TBV-000-408	TBV-000-509 TBV-000-533 TBV-000-508 TBV-000-508	TBV-000-609 TBV-000-633 TBV-000-608 TBV-000-608
<b>Rimoldi</b> B27, B29 Series Rimoldi 227, 229 Series Rimoldi 327, 329 Series Rimoldi 527, 529 Series Rimoldi 627 Series Rimoldi 629 Series Rimoldi F-27, F-29 Series Rimoldi F-27, F-29 Auto Back-Latch Rimoldi C07, C09 Series	TBV-000-326 TBV-000-327 TBV-000-329 TBV-000-304 TBV-000-319 TBV-000-319 TBV-000-330A TBV-000-330BL TBV-000-304	TBV-000-426 TBV-000-327 TBV-000-403 TBV-000-304 TBV-000-419 TBV-000-419 TBV-000-430 TBV-000-430BL TBV-000-304	TBV-000-530	TBV-000-630
<b>Singer</b> 246 Singer 831U, 832U, 842U Singer 861B, 862B, 872B Singer 881, 882, 892 Singer 1800 Series	TBV-000-334 TBV-000-313MM TBV-000-309 TBV-000-314MM TBV-000-337	TBV-000-413MM TBV-000-409 TBV-000-414MM TBV-000-437	TBV-000-509  TBV-000-537	TBV-000-613 TBV-000-609  TBV-000-637
<b>Siruba</b> 700 "E" Series	TBV-000-309A	TBV-000-409		TBV-000-609
<b>Sundia</b> EA3, EA5	TBV-000-323	TBV-000-423		
<b>Taiko</b> T730, T740, T750 Series	TBV-000-309A	TBV-000-409		TBV-000-609
<b>Union Special</b> 39500 MK IV Union Special 39500-9M Union Special 39800 Union Special SP161,172,151 Series	TBV-000-307 TBV-000-307 TBV-000-307 TBV-000-336A	TBV-000-407 TBV-000-407 TBV-000-407 TBV-000-436A	TBV-000-507 TBV-000-507 TBV-000-507	TBV-000-607 TBV-000-607 TBV-000-607
<b>Willcox &amp; Gibbs</b> 401-02/04 Series Willcox & Gibbs 401-E22 Series Willcox & Gibbs 500-IV Series Willcox & Gibbs 500-4 Series Willcox & Gibbs 500-E & ETS 32/52 Willcox & Gibbs EX-EXT-32/52	TBV-000-308 TBV-000-309 TBV-000-321 TBV-000-308 TBV-000-309 TBV-000-333	TBV-000-408 TBV-000-409 TBV-000-421 TBV-000-408 TBV-000-409 TBV-000-433	TBV-000-508 TBV-000-509  TBV-000-508 TBV-000-509 TBV-000-533	TBV-000-608 TBV-000-609  TBV-000-608 TBV-000-609 TBV-000-633
<b>Yamato</b> DCZ-293 Yamato DCZ-341, 361, 610 Series Yamato ZF-1000, 1500 Series Yamato ZF-1420 Series Yamato Z-5000, 6000, 6100 Series Yamato AZ-6000, 6500 Series Yamato AZ-8000, 8500, 8600 Series Yamato AZF-8000,8500,8600 Series Yamato AZ-8400, AZF-8400 Series	TBV-000-324  TBV-000-311 TBV-000-310 TBV-000-325 TBV-000-320 TBV-000-320 TBV-000-320 TBV-000-315	TBV-000-324 TBV-000-416 TBV-000-411 TBV-000-310 TBV-000-425 TBV-000-420 TBV-000-420 TBV-000-420 TBV-000-315	TBV-000-520 TBV-000-520 TBV-000-520	TBV-000-620 TBV-000-620 TBV-000-620

## COVERSTICH MACHINES WITH FABRIC TRIMMER

For bottom cover or top and bottom cover stitch machines with fabric trimmers. To complete the system use TBV-100LT Treadle Rod Air Switch or TBV-130 Solenoid Valve Assembly, and an appropriate waste collection container. Use a Waste Funnel Assembly with a Vac-Bag Combo or select a System from pages 5-7.

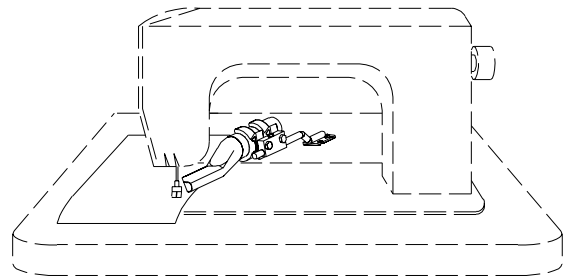
<i>Model</i>	<i>Funnel Size</i>	Waste Funnel Assembly Only		Waste Removal Assembly with Waste Funnel Assembly	
		<i>Part No.</i>		<i>Part No.</i>	
Brother B272	1"	TBV-000-706		TBV-075-706	
Pegasus WS-61 Semi-submerged	1"	TBV-000-750		TBV-075-750	
Pegasus W-562	1"	TBV-000-725		TBV-075-725	
Pegasus W-562 Semi-submerged	1 1/2"	TBV-000-350		TBV-125-350	
Rimoldi 261/271 Semi-submerged	1"	TBV-000-733		TBV-075-733	
Rimoldi 261/271 Fully Submerged	1"	TBV-000-734		TBV-075-734	
Rimoldi 271-FS Top Mount/Semi-submerged	1"	TBV-000-738		TBV-075-738	
Union Special FS122/322 Semi-submerged	1"	TBV-000-727		TBV-075-727	
Union Special 52700/57700, 52800/57800	1"	TBV-000-714		TBV-075-714	
Yamato VF-2409, 2429, 2509, 2529	1"	TBV-000-715		TBV-075-715	
Multi-purpose Mount	1"	TBV-000-704		TBV-075-704	



## SINGLE NEEDLE LOCKSTITCH (MULTI-USE)

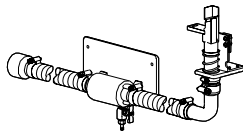
A multi-use 1 1/2" funnel assembly designed for all makes and models of single needle lockstitch machines with fabric edge cutters. Installs on table behind machine head.

To complete the system, select the appropriate air switch, 1 1/2" Vacuum Unit, muffler(s) and waste container. (Order separately)

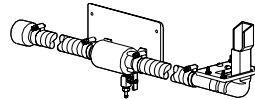


TBV-000-290 1 1/2" Multi-Use Waste Funnel Assembly

## SINGLE NEEDLE LOCKSTITCH - BOTTOM WASTE DISPOSAL



Brother 772



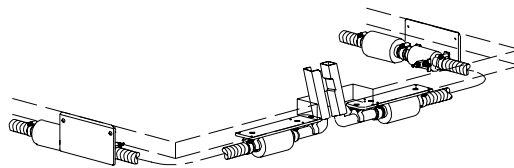
Juki DNM, DLM 5400

For bottom waste disposal applications on Brother 772 and Juki DNM, DLM 5400 class machines. Trimmed waste and dust is pulled down into the waste funnel as it is generated. The funnel assembly locates beneath the waste opening in the bed of the machine and attaches to the oil pan casting. The location of the funnel assembly does not interfere with machine maintenance, or changing the bobbin. Vacuum is provided by the waste removal assembly (included). To complete the system, select the appropriate air switch and 1 1/2" waste container.

TBV-075-724N 1" Waste Removal Assy 1/4" (6mm) OD supply for Juki DLM-5400, 3/32" to 3/16" gauge  
 TBV-075-724M 1" Waste Removal Assy 1/4" (6mm) OD supply for Juki DLM-5400, 1/4" to 5/16" gauge  
 TBV-075-724W 1" Waste Removal Assy 1/4" (6mm) OD supply for Juki DLM-5400, 3/8" to 7/16" gauge  
 TBV-075-732 1" Waste Removal Assy 1/4" (6mm) OD supply for Brother 772, narrow gauge

## BELT LOOP MACHINES WITH FRONT CUTTERS

Dual waste removal assemblies for belt loop machines with front fabric trimming knives. Waste fabric is removed as it is trimmed. Use assemblies for waste up to 1 1/4" wide. Use also on machines with front strip feeding devices. Use appropriate Templex air activation switch with 3/8" (8mm) OD supply and TBV-167 1 1/2" double inlet waste collection container to complete the system.



TBV-1401 1 1/2" Waste Removal Assembly Brother FD4/271 3/8" (8mm) OD supply  
 TBV-1400 1 1/2" Waste Removal Assembly Juki MFB-2600 3/8" (8mm) OD supply  
 TBV-1408 1 1/2" Waste Removal Assembly Rimoldi 261 3/8" (8mm) OD supply

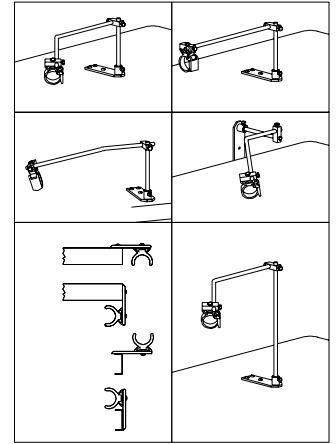
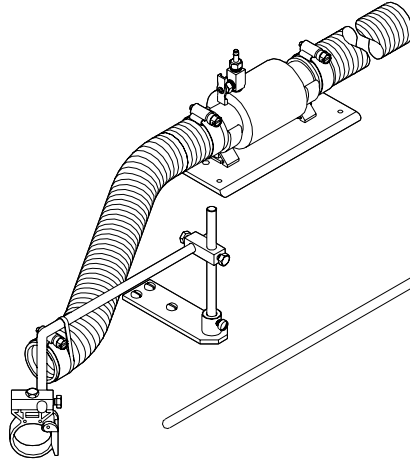
# MULTI-PURPOSE WASTE REMOVAL VACUUM UNITS

Multi-purpose waste removal assemblies are versatile and can be installed on most any sewing machine. Use for rear, front, or overhead trimmed waste and lint removal on **single needle lockstitch** machines with **edge cutters**, **post-bed machines**, **overlock/safety-stitch machines**, **fume removal**, and many **non-sewing** applications.

For **single needle lockstitch** machines with edge cutters, the nozzle support system positions waste nozzles and funnels at any angle or axis for close proximity to vacuum area without interfering with the sewing process. Use 1" assemblies for small to medium trimmings up to 3/4" wide, 1 1/2" assemblies for trimmings up to 1 1/4" wide and 2" assemblies for trimmings up to 1 3/4".

Assembly includes Extendable Support System with straight and angled rod, air operated waste vacuum unit complete with all mounting hardware, 5 ft. of flex hose, and 1/4" (6mm) or 3/8" OD air supply.

Order waste nozzle separately. See below and page 14. For a complete system order an Air Switch, Muffler, and a 1 1/2" or 2" Waste Collection Unit.



### Extendable Support System- Order waste nozzle separately

- TBV-0751 Extendable Support System with 1" Waste Removal Assembly 1/4" OD supply
- TBV-0761 Extendable Support System with 1" Waste Removal Assembly 3/8" OD supply
- TBV-1251 Extendable Support System with 1 1/2" Waste Removal Assembly 1/4" OD supply
- TBV-1261 Extendable Support System with 1 1/2" Waste Removal Assembly 3/8" OD supply
- TBV-2251 Extendable Support System with 1 1/2" Hi-Vac Waste Removal Assy 3/8" OD supply
- TBV-1751 Extendable Support System with 2" Waste Removal Assembly 1/4" OD supply
- TBV-1761 Extendable Support System with 2" Waste Removal Assembly 3/8" OD supply

### Special Applications

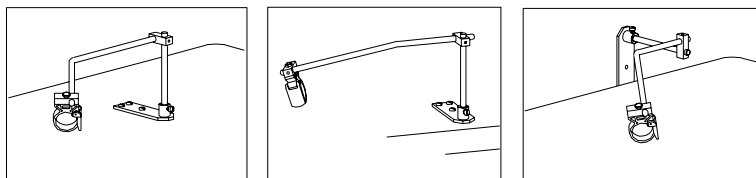
- TBV-1728 Extendable Support System with pilot operated 1 1/2" Waste Removal Assembly 3/8" OD supply with nozzle for **AMF Flap Machine**
- 25576 Pilot Operated 1 1/2" Waste Removal Assembly 3/8" OD supply

### WASTE NOZZLES

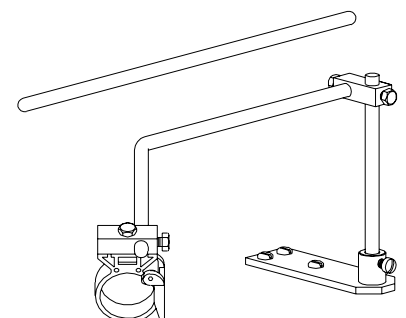
A	B	C	D	E
02257 1" 02250 1 1/2" 02235 2"	25570 1" 25571 1 1/2" 25572 2"	00161 1" 02175 1 1/2" 02306 2"	02307 1" 00815-03 1 1/2" 00815-04 2"	25573 1" 25574 1 1/2" 25575 2"

### EXTENDABLE NOZZLE SUPPORT SYSTEM

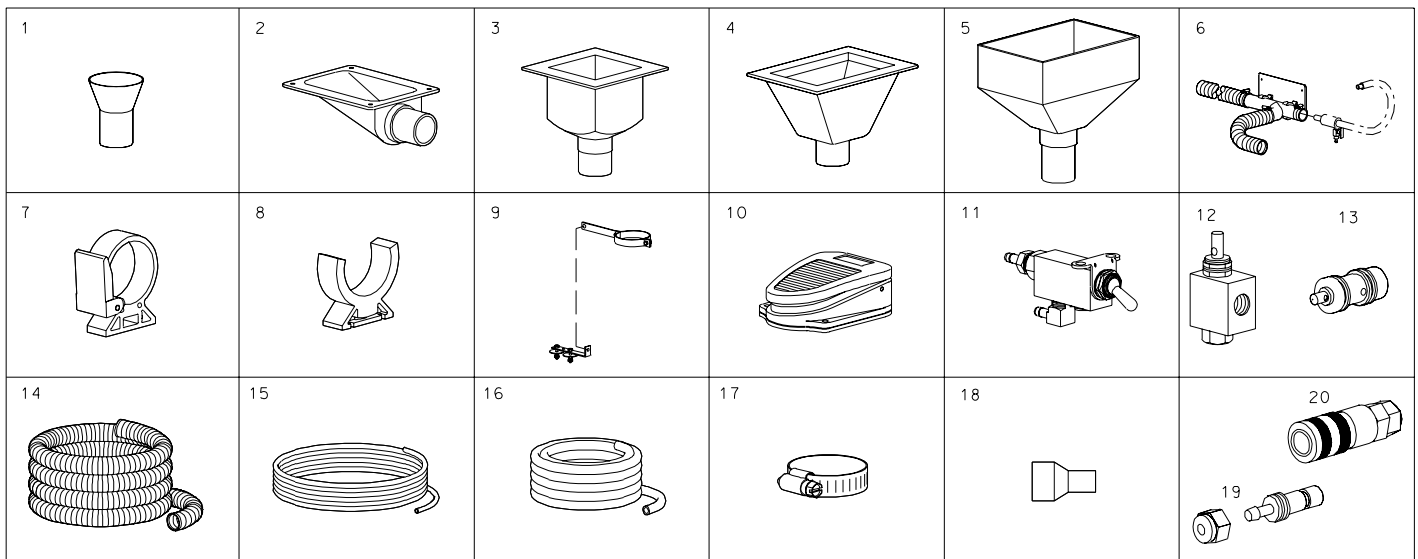
Versatile support system that positions Templex waste nozzles and funnels at any angle or axis for close proximity to the vacuum area. Includes base with screws, locking clip assembly, 3/8" dia. x 14" long angled rod, and 6" & 13" long straight 3/8" dia. rods for multi-purpose installations.



- 25567 Extendable Support System for 1"
- 25568 Extendable Support System for 1 1/2"
- 25569 Extendable Support System for 2"



## ADDITIONAL COMPONENTS



Item	Description	Part No.
1	1" OD Funnel 1 5/8" Diameter Open X 2 1/2" Tall	02308
	1 1/2" OD Funnel 2 1/2" Diameter Open x 3" Tall	00252
	2" OD Funnel 2 3/4" Diameter Open x 3" Tall	00251
2	1" OD Funnel 2 3/4" x 4 5/8" Open 3/4" Lip, 2 1/4" Tall	00713-01
	1 1/2" OD Funnel 2 3/4" x 4 5/8" Open 3/4" Lip, 2 1/4" Tall	00713-03
	2" OD Funnel 2 3/4" x 4 5/8" Open 3/4" Lip, 2 3/4" Tall	00713-05
3	1" OD Funnel 3" x 3" Open 3/4" Lip, 5" Tall	02310-01
	1 1/2" OD Funnel 3" x 3" Open 3/4" Lip, 5" Tall	02310-03
	2" OD Funnel 3" x 3" Open 3/4" Lip, 5" Tall	02310-05
4	1 1/2" OD Funnel 3" x 5" Open 3/4" Lip, 4 1/2" Tall	02170
	2" OD Funnel 3" x 5" Open 3/4" Lip, 4 1/2" Tall	02171
5	1 1/2" OD Funnel 4" x 6" Open 3/4" Lip, 6" Tall	00483
	2" OD Funnel 4" x 6" Open 3/4" Lip, 6" Tall	02311
6	1 1/2" Waste Conversion Kit	TBV-420
	2" Waste Conversion Kit	TBV-520
7	Locking Tube Clamp for 1" OD Tube	01344
	Locking Tube Clamp for 1 1/2" OD Tube	01345
	Locking Tube Clamp for 2" OD Tube	01346
8	Tube Clip for 1" OD Tube	02621
	Tube Clip for 1 1/4" OD Tube	02622
	Tube Clip for 1 1/2" OD Tube	02623
	Tube Clip for 2" OD Tube	02624
9	Mounting Kit for pedestal mounted machines	25606
10	Foot Switch, 3-Way 1/4" / 6mm OD supply	TBV-132
	Foot Switch, 3-Way 3/8" OD supply	TBV-133
	Foot Switch, 4-Way 1/4" NPT	50460
11	3-Way Toggle Switch, 1/4" / 6mm OD supply	TBV-118
	3-Way Toggle Switch, 3/8" OD supply	TBV-119
	4-Way Toggle Switch, 1/4" / 6mm OD supply	TBV-120

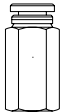
Item	Description	Part No.
12	3-Way Air Valve, 1/8" NPT	00101
	4-Way Air Valve, 1/8" NPT	00102
13	Replacement Cartridge Valve	50326
14	1" ID Clear Wire Reinforced Vacuum Hose	FH100 *
	1 1/2" ID Clear Wire Reinforced Vacuum Hose	FH150 *
	2" ID Clear Wire Reinforced Vacuum Hose	FH200 *
15	Compressed Air Tubing 1/4" OD x 0.170" ID	62440 **
	Compressed Air Tubing 1/4" OD x 0.125" ID	62400 **
	Compressed Air Tubing 3/8" OD x 0.250" ID	62660 **
	Compressed Air Tubing 4mm OD x 2.7mm ID	61560 **
	Compressed Air Tubing 6mm OD x 4mm ID	62330 **
	Compressed Air Tubing 8mm OD x 6mm ID	50041 **
16	Clear Vinyl Tubing 1/2" OD x 3/8" ID	VT-12 ***
	Clear Vinyl Tubing 3/4" OD x 1/2" ID	VT-20 ***
	Clear Vinyl Tubing 1" OD x 3/4" ID	VT-31 ***
17	Hose Clamp for 1" Hose	00249-09
	Hose Clamp for 1 1/2" Hose	00249-11
	Hose Clamp for 2" Hose	00249-14
18	Reducing Adaptor 1 1/2" ID x 3/4" OD	RA150075
	Reducing Adaptor 1 1/2" ID x 1" OD	RA150100
	Reducing Adaptor 2" ID x 1 1/2" OD	RA200150
19	Male Quick Disconnect Barbed, 1/4" OD Tube	19179
20	Female Quick Disconnect Barbed, 1/4" OD Tube	19178
*	Available in 25 ft. & 50 ft. lengths.	
**	Available in 100 ft. rolls only.	
***	Available in 50 ft. & 100 ft. lengths.	

**Male Connector**



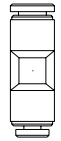
Part No.	Tube Dia.	Pipe Thread
ACM-25-01	1/4"	1/8"
ACM-25-02	1/4"	1/4"
ACM-38-01	3/8"	1/8"
ACM-38-02	3/8"	1/4"
ACM-M04-01	4mm	1/8"
ACM-M06-01	6mm	1/8"
ACM-M06-02	6mm	1/4"
ACM-M10-01	10mm	1/8"
ACM-M10-02	10mm	1/4"

**Female Connector**



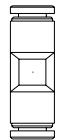
Part No.	Tube Dia.	Pipe Thread
ACF-25-01	1/4"	1/8"
ACF-25-02	1/4"	1/4"
ACF-38-01	3/8"	1/8"
ACF-38-02	3/8"	1/4"

**Reducing Connector**



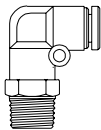
Part No.	Tube Dia.	Tube Dia.
ACR-25M04	1/4"	4mm
ACR-3825	3/8"	1/4"
ACR-M06M04	6mm	4mm
ACR-M10M06	10mm	6mm

**Union Connector**



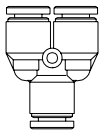
Part No.	Tube Dia.
ACU-25	1/4"
ACU-38	3/8"
ACU-M04	4mm
ACU-M06	6mm
ACU-M10	10mm

**Male Elbow**



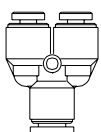
Part No.	Tube Dia.	Pipe Thread
AEM-25-01	1/4"	1/8"
AEM-25-02	1/4"	1/4"
AEM-38-01	3/8"	1/8"
AEM-38-02	3/8"	1/4"
AEM-M04-01	4mm	1/8"
AEM-M06-01	6mm	1/8"
AEM-M06-02	6mm	1/4"

**Union "Y"**



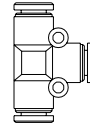
Part No.	Tube Dia.
AYU-25	1/4"
AYU-38	3/8"

**Reducing "Y"**



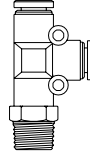
Part No.	"M" Dia.	"B" Dia.
AYR-25M04	1/4"	4mm
AYR-3825	3/8"	5/16"
AYR-M06M04	6mm	4mm
AYR-M10M06	10mm	6mm

**Union Tee**



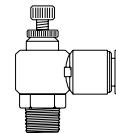
Part No.	Tube Dia.
ATU-25	1/4"
ATU-38	3/8"
ATU-M04	4mm
ATU-M06	6mm

**Male Street Tee**



Part No.	Tube Dia.	Pipe Thread
ATMS-25-01	1/4"	1/8"
ATMS-25-02	1/4"	1/4"
ATMS-38-01	3/8"	1/8"
ATMS-38-02	3/8"	1/4"
ATMS-M04-01	4mm	1/8"

**Flow Control**



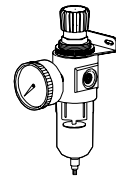
Part No.	Tube Dia.	Pipe Thread
50395	1/4"	1/8"

**Plug for Auto Fittings**

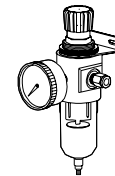


Part No.	Tube Dia.
APLG-25	1/4"
APLG-38	3/8"
APLG-M04	4mm
APLG-M06	6mm
APLG-M10	10mm

**Air Filter & Regulator**



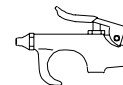
Filter & Regulator



Filter & Regulator with Fittings

Part No.	Part Description	Tube Dia.	Pipe Thread
AFR-150	Filter Regulator	-	1/8" NPT
AFR-200	Filter Regulator	-	1/4" NPT
25825	Filter Reg. w/ Fittings	1/4"	-
25833	Filter Reg. w/ Fittings	3/8"	-

**AIR GUN - Metal**



Part No.	Pipe Thread
AGM-1	1/4"

**VAC-BAG CHAIN, WASTE, AND LINT REMOVAL SYSTEMS** - See PAGE 6 and 10 for order information.

Design of the TBV-1A and TBV-1AN combines our 1½" (TBV-400) chain & waste vacuum unit and the (TBV-190) waste bag unit into one compact assembly. The Vac-Bag has a built in baffle chamber to reduce noise level of the exhausted air, and will accept the 1½" MSB150 muffler for additional noise reduction if needed. The oval shape creates a better seal for the 15 gallon filter waste bag.

The TBV-1A and TBV-1AN can be used for waste and lint removal only or chain & waste and lint removal. Both units include a muffler for the chain vacuum unit to reduce the sound on machines that do not have chain cutters and a vacuum bleed-in valve that independently adjust the vacuum for machines with chain cutters.

The TBV-1A and TBV-1AN can be purchased individually or packaged in combos that include the Lite-Touch treadle rod air switches, TBV-000-390 or TBV-000-490 waste funnels and MSB150 muffler. See PAGE 6 and 9 for order information and detailed description.

**USES LESS COMPRESSED AIR.**

The unique design of combining the chain & waste vacuum unit and waste bag unit into one assembly ensures that the trimmed waste is pulled (sucked) in a straight line through the system and hoses before being collected in the collection bag. This helps keep the trimmed waste from gathering inside the system and hose to eliminate clogging.

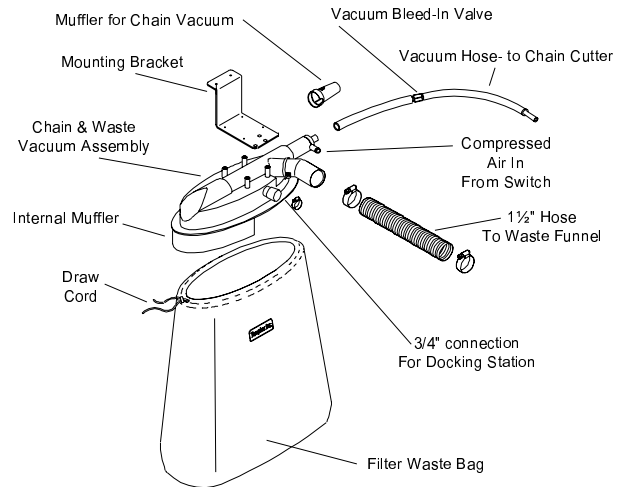
Therefore the compressed air can be reduced to conserve energy and air consumption.

**INSTALLATION / RETROFIT**

Assembly of the new Vac-Bag is made simple for quick Installation on either new machines or RETROFIT on older existing machines. Attaching the mounting bracket and fabric bag to the main housing is the only assembling required before installing under the table with two wood screws. Then simply connect the hoses to complete installation. The ease of installation and lower price of the TBV-1A & TBV-1AN Vac-Bag assemblies makes Chain and Waste removal an easy sell to customers who would like to clean up their factories by installing Tempex on existing machines.

**REDUCED SHIPPING / FREIGHT COST:**

Due to its compact size, the new Vac-Bag assemblies and combos can be shipped in much smaller boxes reducing the dim weight for export shipments and saving 15% to 20% on freight charges.



**HAND HELD VACUUM CLEANING GUN**

**Design & Function:** The V-1D is a hand held vacuum gun designed to operate with compressed air at 80psi (5.5 bar). The 5/16" x 6" long flexible nozzle can reach under feed-dogs, behind loopers and hard to reach areas of sewing machines and other equipment. Vacuum function is activated by depressing a trigger. Air and debris exhaust into any Tempex waste collection bag through the flexible hose kit and #25770 Docking Station.

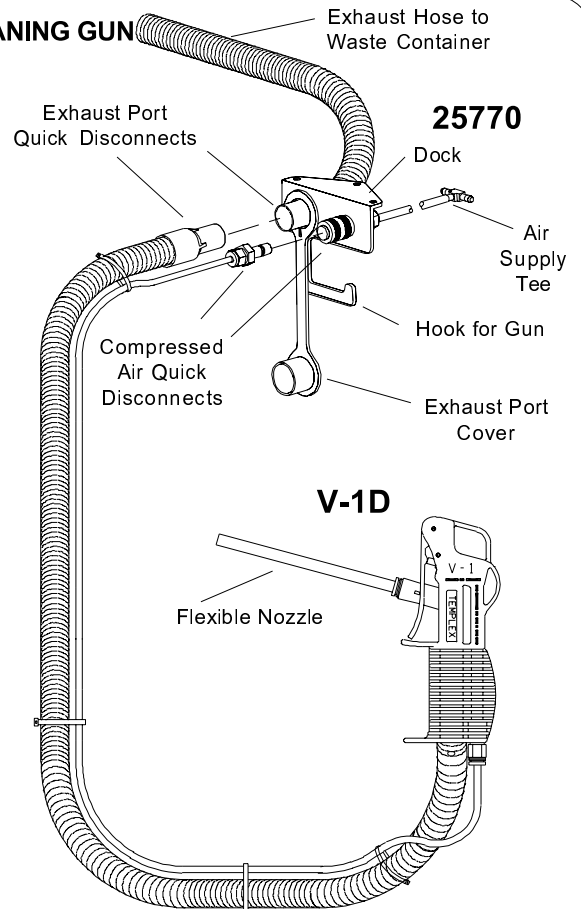
**Proper use of Vacuum Gun:**

Industrial sewing machines and equipment should be cleaned daily. Cleaning machines twice a day is recommended, once at mid-day and again in the afternoon before the operator goes home. **You should start with a clean machine** and implement a daily cleaning schedule to maintain a clean machine that will be free of the oily lint and debris to eliminate oil stained garments. **You should never use compressed air to blow out machines when cleaning.** Blowing with compressed air will simply cause the oily lint and debris to migrate deeper into the machine or on to your finished garments leaving them stained with oil spots. Blowing machines out with compressed air can also be a safety hazard to the operator and other personnel nearby.

**The 6" long x 5/16" OD. nozzle is not designed to accept large pieces** of hardened oily lint or debris that is greater than 3/16" in diameter. For this reason it is important to start with a clean machine and implement a daily cleaning schedule of all machines. Debris larger than 3/16" in diameter could become lodged within the nozzle or vacuum chamber in the gun. The nozzle can be removed to enable access and cleaning.

**Vacuum Pressure**

V-1 Vacuum Guns generate 12 - 13 hg inches of suction pressure at a recommended inlet pressure of 80psi (5.5 bar). Operating the vacuum gun at air pressures less than 70psi (4.9 bar) will reduce the vacuum pressure and performance accordingly.



See page 8 for order information.



## COMPRESSED AIR CONSUMPTION FOR TEMPLEX WASTE REMOVAL SYSTEMS

### GENERAL INFORMATION

CFM = Cubic feet per minute  
 LPS = Liters per second  
 LPM = Liters per minute (LPS x 60 = LPM)  
 1 CFM = 28.3 LPM (.47195 LPS x 60 = 28.3 LPM)  
 PSI = Air Pressure- Pounds per square inch  
 1 PSI = .06895 Bar,  
 Example: 80 PSI = (.06895 x 80) = 5.5 Bar

### TYPICAL AIR COMPRESSOR CAPACITY

**Piston Type:** Each 1 HP Generates approximately  
**3 SCFM or 84.9 LPM**  
**Screw Type:** Each 1 HP Generates approximately  
**4 SCFM or 113.2 LPM**

Example: A 25 HP. Screw Type air compressor will produce 100 SCFM or 2830 LPM (liters per minute) (25hp x 4 SCFM) = 100 SCFM or (25 HP x 28.3 lpm) = 2830 LPM.

The air consumption for chain removal only will be the same for a Templex Dual Chain & Waste Removal System. Always use a Templex Patented Dual Chain & Waste Removal Vacuum Assembly when vacuum is needed for both a chain cutter and trimmed waste removal to conserve compressed air. The Templex chain removal vacuum and the dual chain and waste removal vacuums **operate best at 80 psi or 5.5 bar. Compressed air consumption will vary from machine to machine depending on air pressure, flow control adjustment, weight of fabric, thread, and actual sewing cycle.**

**EXAMPLE 1:** 40 overlock/safety stitch machines sewing a light weight to medium weight knit or woven fabric using T-150 texturized poly or 100s/2 cord spun polyester thread.

AIR PRESSURE: 80 psi or 5.5 bar.  
 SEWING CYCLE: 50% to 60%  
 FLOW CONTROL ADJUSTMENT: opened counter clockwise one mark on Treadle Rod Air Switch.  
 CFM used Per Machine (approximate) = 2 to 2.5 cfm. **CFM total: 2.5 cfm x 40 machines = 100 scfm**

Compressor Recommendation: Minimum of **25 HP Screw Type (100 Total cfm ÷ 4 = 25 HP)** or minimum of 35 HP Piston Type (**100 Total cfm ÷ 3 = 35 HP**). Consider next compressor size up to allow for future needs.

**EXAMPLE 2:** 30 overlock / safety stitch machines sewing a heavy denim fabric using a 40s/3 cord cotton thread.

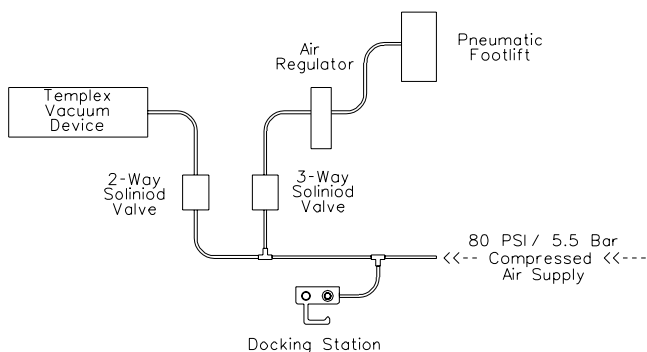
AIR PRESSURE: 80 psi or 5.5 bar  
 SEWING CYCLE: 70%  
 FLOW CONTROL ADJUSTMENT: opened counter clockwise two marks on Treadle Rod Air Switch.  
 CFM used Per Machine (approximate) = 3.5 to 4 cfm. **CFM total: 4 cfm x 30 machines = 120 scfm**

Compressor Recommendation: Minimum of **30 HP Screw Type (120 Total cfm ÷ 4 = 30 HP)** or minimum of 40 HP Piston Type (**120 Total cfm ÷ 3 = 40 HP**). Consider next compressor size up to allow for future needs.

**IMPORTANT!!** These are estimates and may vary depending on proper installation and size of main air supply trunk line, altitude, proper installation of Templex waste removal products, and percentage of pressure drop when vacuum is activated

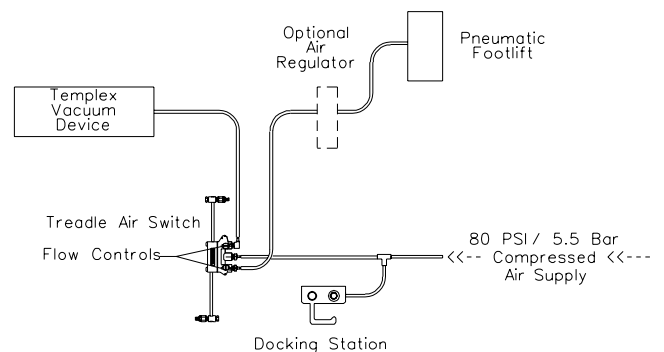
## COMPRESSED AIR CONNECTION DIAGRAM

Proper pneumatic connections using  
 24 volt DC solenoid valves.



Note: A 3-way solenoid is necessary to operate a single acting air cylinder

Proper pneumatic connections using  
 a Templex Lite Touch Treadle Rod Air Switch.



Note: Use of a filter regulator is not necessary when using a Templex Lite Touch Treadle Rod Air Switch with built in flow controls

# COMMON PARTS AND ASSEMBLIES

**AIR FLOW ADJUSTMENT:**  
FLOW CONTROL PIN IS NOT A SHUT-OFF VALVE. ADJUSTMENT OF FLOW CONTROL PIN FROM MINIMUM TO MAXIMUM IS 1/4 TURN, CLOCKWISE OR COUNTER CLOCKWISE.

**TENSION ADJUSTMENT:**  
TO INCREASE TREADLE PRESSURE REQUIRED TO ACTIVATE AIR SWITCH: LOOSEN AND SLIDE #3 SHAFT COLLAR TO COMPRESS #5 SPRING. RETIGHTEN #3 SHAFT COLLAR.

PATENT NO. 5,716,039

ITEM	QTY	PART NUMBER	DESCRIPTION
16	1	50268	POLY TUBING .250"/ELEM OD X .50"
15	2	50236	PUSH-ON RETAINER WASHER
14	1	50235	VALVE LEVER (L)
13	2	50326	CARBIDE VALVE 3-WAY
12	3	50259	SOLE P.N. 1/2" DIA X .850"
11	1	00021	BRASS ELL TO BARBED AUTO
10	2	50234	FLOW CONTROL PIN
9	2	00010	BRASS BAND CONNECTOR AUTO
8	1	25739-02	NYLON VALVE HOUSING W/FLW CONTROL PIN
7	1	50012	ROD SPRING 0.044" THICK
6	1	50240	VALVE STEM DEPRESSOR
5	1	50011	ROD SPRING 0.023 THICK
4	5	01752	SOCKET SET SCREW 8-32 X 0.250"
3	2	50248	SHIFT COLLAR 1/4" ID
2	2	50014	TREADLE ROD 0.234"
1	2	00088	SPW/EL BALL JOINT

**TEMPLEX INC.**

SCALE: 1/2"=1'-0"    DRAWN BY: RBD  
DATE: 01-27-03    REVISED:

ITEM	QTY	PART NUMBER	DESCRIPTION
8	1	01983	TRUSS PHILLIPS TAP SCREW #8 X 1.000"
7	1	00249-01	HOSE CLAMP
6	1	00202	CHAIN REMOVER BODY 15/16" ID
5	1	00111	V1-12 X 1.25" LONG
4	1	00109	V1-20 X 42.00" LONG
3	1	01018	PHISO X 24.00" LONG
2	1	50395	FLOW CONTROL - PUSH 1/8" NPT X 1/4" TB
1	1	00822	TUBE CLIP 1.25"

**TEMPLEX INC.**

SCALE: 1/2"=1'-0"    DRAWN BY: RBD  
DATE: 12-09-99    REVISED: 08-20-03

**NO CHAIN CUTTER**

**WITH CHAIN CUTTER**

ITEM	QTY	PART NUMBER	DESCRIPTION
22	1	25703-03	FABRIC FILTER BAG
21	1	25704	SEAL FOR 00022 CHAIN MC
20	1	00022	CHAIN REM BODY 5/16" ID
19	1	0012E	WASTE JUNCTION 48 ELL
18	3	19170	SOE PAN HD PHIL THDS 10-32 X 0.438"
17	1	00249-02	HOSE CLAMP MC-6 RANGE 0.317" - 0.819"
16	1	00339-04	TUBE CAP 0.750" ID
15	1	2837-03	FOAM INSERT
14	1	2837-02	SEALING FOR FOAM INSERT
13	1	2831-01	WASHER HOUSING
12	1	00120	WASTE JUNCTION: MAIN TUBE
11	2	00117	SOE TRUSS PHIL TAP #10 X 0.75"
10	1	25846	WAC-BAG BRACKET
9	4	01987	SOE PAN HD PHIL TAP #8 X 0.75"
8	1	25847-01	FOAM TUBE 1/8" OD X 7/16" ID X 2" LG
7	1	ACM-25-01	CHAIN MC W/FLW CONTROL
6	1	00008	AUTO CONNECTION: MALE TUBE 1/4" X 1/8 NP
5	1	00109	V1-20 X 42.00" LG
4	1	00109	V1-20 X 42.00" LG
3	1	0035-01	REDUCING NIPPLE
2	1	0035-01	PHISO X 34.00"
1	2	00249-01	HOSE CLAMP MC-20 RANGE 0.150" - 1.150"

**TEMPLEX INC.**

SCALE: 1/2"=1'-0"    DRAWN BY: RBD  
DATE: 10-21-04    REVISED:

ITEM	QTY	PART NUMBER	DESCRIPTION
17	1	19170	PHILLIPS HEAD SCREW 10-32 X .438"
16	1	25373	MOUNTING PLATE
15	2	01774	8PN HEAD SOCKET CAP SCREW 1/4-20 X 3/4"
14	2	00299	HEX NUT 1/4-20
13	2	02623	1-50" TUBE CLIP
12	3	00249-11	HOSE CLAMP
11	2	19170	PHILLIPS HEAD SCREW 10-32 X .438"
10	1	00202	CHAIN REMOVER BODY 5/16" ID
9	2	01953	TRUSS PHILLIPS TAP SCREW #8 X 1"
8	1	00114	PHISO X 30"
7	1	00112	1-50" WASTE JUNCTION TUBE 1.00"
6	1	00109	V1-20 X 36.00" LONG
5	1	00109	V1-20 X 36.00" LONG
3	1	50395	BRASS NEEDLE VALVE 1/8" PPT X 1/4" TUBE
2	1	25704	RUBBER SEAL
1	1	00008	VACUUM REGULATOR TUBE

**TEMPLEX INC.**

SCALE: 0.125"=1'-0"    DRAWN BY: S.C. COOK  
DATE: 02/27/98    REVISED: 08/27/08

U.S. PATENT NO. 4,764,058

OPERATING PRESSURE: 40 - 110 PSI - ASSEMBLY PERFORMS BEST AT 80 PSI.  
REGULATE VACUUM LEVEL BY ADJUSTING (3) NEEDLE VALVE.

WHEN A CHAIN CUTTER IS NOT PRESENT ON MACHINE - SAVE THIS ROSE AND VACUUM REGULATOR FOR FUTURE USE. IMPORTANT: DO NOT PLUG THE #10 CHAIN VACUUM BODY AS THIS WILL STOP THE SUCTION AT THE WASTE FUNNEL.

TBV-1A

TBV-400

# COMMON PARTS AND ASSEMBLIES

**Installation Instructions - Pivot Mount**

Step 1 - Insert two shoulder washers into plate as shown in Fig. 1.

Step 2 - Locate funnel end plate as shown in Fig. 2 to align with machine head.

Step 3 - Use cotter pin to adjust the height of funnel so top of funnel is approximately 1/16" below the cloth plate on machine head.

Step 4 - Move funnel assembly inward to allow lower edge of funnel opening to make contact with the cloth plate.

Step 5 - Mark center point of shoulder washers on table top and attach using two screws. Tighten screws to allow funnel assembly to pivot in slot.

Step 6 - To remove funnel, pivot plate away from machine head and lift funnel.

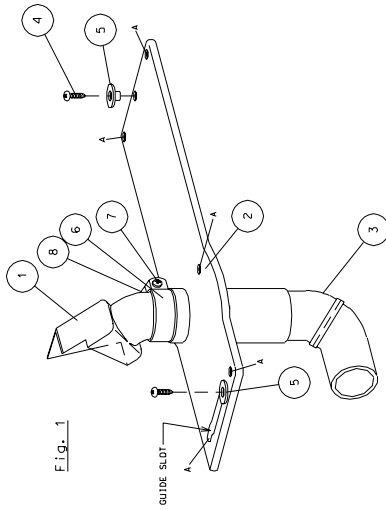
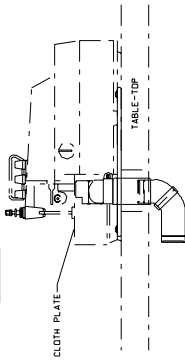


FIG. 2



ITEM QTY	PART NUMBER	DESCRIPTION
6	00074	HEX NUT 10-32
7	19176	SCREW PAN PHILLIPS HEAD 10-32 X 7/8"
8	50064	COLLAR (HEIGHT ADJUSTER)
5	50070	SPACER / SHOULDER WASHER (ENLOW)
4	01933	SCREWS TRUSS PHIL. TAP #8 X 1.000"
3	00243	INLET PORT ELBOW 1.50" OD
2	50025	FUNNEL MFG. PLATE
1	29126	WASTE FUNNEL 1.50" SNAP-OUT

**TEMPLEX INC.**

SCALE: N/A APPROVED BY: DRAWN BY: PJS  
DATE: 02-17-99 REVISED: 02-15-00

WASTE ASSEMBLY 1.50" MULTI-PURPOSE FULLY SUBMERGED

ITEM QTY PART NUMBER DESCRIPTION

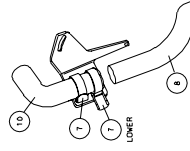
REV DATE TO 25860 FROM 25155

REV BY CPU WPD

25151

**IMPORTANT INSTRUCTIONS**

TO REMOVE NOZZLE UN-LOCK BOTTOM (LOWER) TUBE CLAMP ONLY.



ITEM QTY	PART NUMBER	DESCRIPTION	
12	2	19206	SCR PAN HO SLOT 1 1/2" X 2 1/2" X 20mm
11	1	19205	SCR PAN HO SLOT 9/16" X 20mm
10	1	25619-01	ELBOW 1.50" 90 DEG. W/ SLOTS
9	1	25660	ANGLE MOUNTING PLATE
8	1	25860	1.50" WASTE NOZZLE
7	2	01945	1.50" LOCKING TUBE CLAMP
6	2	00993	FLAT WASHER 7/32" X 1/2" X 1/16" THK
5	2	25862	METAL SPACER 0.200" X 0.500" X 0.200" LG
4	2	00055	EXTERNAL LOCKWASHER 5/16" ID
3	2	00054	SQUARE NUT 1/4-20
2	2	00053	HEX HEAD CAP SCREW 1/4-20 X 5/8" LG
1	2	00052	HEX HEAD CAP SCREW 1/4-20 X 5/8" LG

**TEMPLEX INC.**

SCALE: N/A APPROVED BY: DRAWN BY: WPD  
DATE: 08-03-04 REVISED: 02-10-05

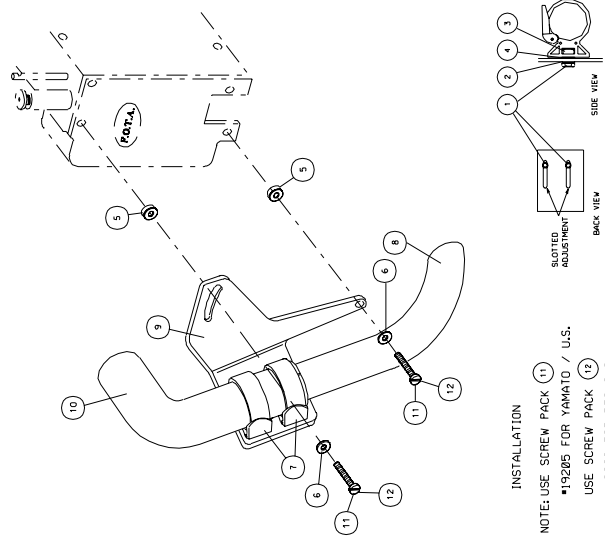
WASTE FUNNEL ASSEMBLY 1.00" FOR FEED OFF THE ARM (NEW STYLE)

ITEM QTY PART NUMBER DESCRIPTION

REV DATE TO 25860 FROM 25155

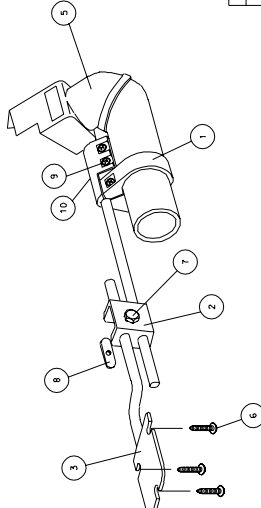
REV BY CPU WPD

25151



**INSTALLATION**

NOTE: USE SCREW PACK (1)  
#19205 FOR YAMATO / U.S.  
USE SCREW PACK (2)  
#19206 FOR PEGASUS



ITEM QTY	PART NUMBER	DESCRIPTION	
10	3	00074	NUT SQUARE 10-32
9	3	19176	SCR PAN HO PHIL 10-32 X 0.875"
8	1	25605	NUT. ROD CLAMP 1/4-20
7	1	19098	SCR HEX HO CAP 1/4-20 X 0.750"
6	3	00177	SCREW TRUSS PHIL. TAP #10 X 0.750"
5	1	25606	WASTE FUNNEL 1.50" 90°
4	1	25606	ROD "N" 7"
3	1	20022	BASE & MOUNT ROD (PLATED)
2	1	29604	CONNECTING U-BEND PLATED
1	1	23603	CLAMP, FUNNEL ROD

**TEMPLEX INC.**

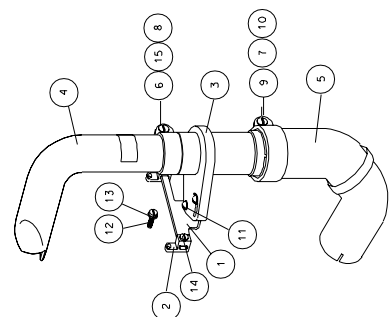
SCALE: N/A APPROVED BY: DRAWN BY: WPD  
DATE: 10-09-03 REVISED: N/A

WASTE FUNNEL ASSEMBLY 1.50" MULTI-PURPOSE FULLY SUBMERGED

ITEM QTY PART NUMBER DESCRIPTION

REV DATE TO 25738 FROM 25738

REV BY CPU WPD



ITEM QTY	PART NUMBER	DESCRIPTION	
15	1	19214	SCR PAN HO SLOT 1/2" X 1/2" X 20MM
14	2	19211	SCR PAN HO SLOT 1/2" X 1/2" X 20MM
13	2	01939	WASHER INTERNAL LOCK #8
12	2	00377	SCR HEX HO SLOT 1/2" X 1/2" X 20MM
11	2	19209	SCR HO HO SLOT 1/2" X 1/2" X 20MM
10	1	00074	NUT HEX 10-32
9	1	50064-01	TUBE CLAMP 1.5"
8	1	01979	HEX NUT 1/2" X 1/2" X 20MM
7	1	00071	SCR HO HO SLOT 1/2" X 1/2" X 20MM
6	1	50405	TUBE CLAMP 1.50"
5	1	25862	ELBOW 1.50" PL. 3" X 4" W/SLIT
4	1	25861-04	FUNNEL 1.0"
3	1	25861-03	PLATE
2	2	25861-02	MOUNTING TAB
1	1	25861-01	ANGLE BRACKET

**TEMPLEX INC.**

SCALE: N/A APPROVED BY: DRAWN BY: WPD  
DATE: 10-27-04 REVISED: 07-28-05

WASTE FUNNEL ASSEMBLY 1.00" W/ FEED OFF THE ARM (NEW STYLE)

ITEM QTY PART NUMBER DESCRIPTION

REV DATE TO 25738 FROM 25738

REV BY CPU WPD

***Distributed By:***

**Dunlap Sunbrand International**

**1-800-626-9200**

***Templex inc.***

**3 Stanley Avenue • Thomasville, NC 27360 • USA**

**Toll-Free ..... 1-800-344-2725**

**Telephone ..... 336-472-5933**

**Fax ..... 336-472-5944**

**E-Mail ..... [Sales@TemplexInc.com](mailto:Sales@TemplexInc.com)**