

MorganTecnica

# LEONARDO


Plotting Solution



## The new plotter

# LEONARDO

The new plotter Leonardo was developed with innovative concepts to bring the best experience to the customer and satisfy any printing requirement with maximum stability and reliability.



## Options



### Optink

Inkjet trouble-free. Allows to better manage ink consumption and manage the ink tank, alerting the operator when the ink is about to run out.



### Cut & Go

Top cover with automatic paper roll cutter, that allows to organize your tasks better than ever.



### Paper End

Detects when paper ends and stops printing. Optimize media and time smartly.



### Roll to Roll

Extra motor to rewind the printed paper, increasing the volume of the collected paper.



### Ethernet

Integrate LEONARDO on your network. Multiple connectivity modes for easier and faster setup.



### 4 Print

Print with 4 heads increasing the printing speed.



### Service Zone

Complete and easy-to-clean and parking station that allows to have the cartridge always ready to print, preventing the ink from drying out and avoiding the operator intervention.



### Fit Print

Automatic paper edge settings. Avoid failed printouts, optimizing media, ink and time.



### Dual Roll

Second bar to manage 2 different input paper rolls (not at the same time). Keep different widths or paper types on hold to be used for future production while UWP is already printing from the main bar.

# Main Functions



## Contactless built-in functions

It allows the installation of the new options simply by feeding the relevant card through the reader, skipping difficult upgrades and complex uploads. It is possible to start using the new features right away.



## Software

Multiuse and multiplotter functions and total control over the printing prevision list.



## Power Pads

Brake that maintains adequate paper tension using gravity and ensuring a good print quality. Three versions are available depending on the paper weight, easily interchangeable.



## DPM (Direct Print Modes)

Several choices; resolution, speed and much more according to your needs.



## User Interface

User-friendly visual menu, easy to use, visual instructions and notifications.



## Inverter Mode

Gives the chance to invert the spinning direction of the collector bar allowing to decide where to roll the print, on the visible side or on the contrary facing the inner side of the paper roll protecting the pattern.

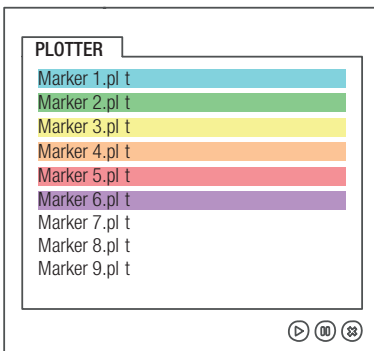


## Easy & Quick

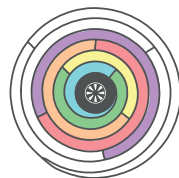
Allows to remove the printed roll in two simple steps without fully removing the collector bar from the plotter. It saves time and allows to start printing again within a few seconds.

# Easy & Quick + Cut & Go

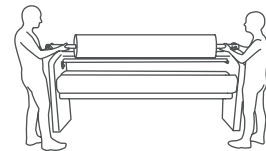
The Solution To Last Minute Planning Changes.



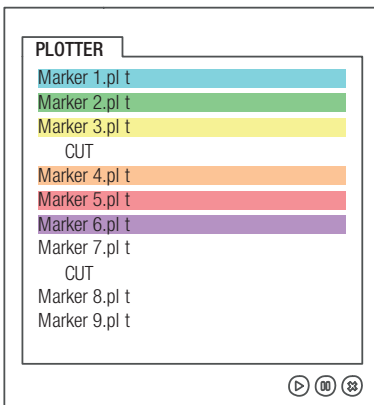
CONVENTIONAL



Roll 1



2p



EASY&QUICK



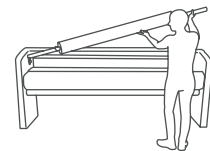
Roll 1



Roll 2



Roll 3



1p

**LEAN productivity.**

Print on demand markers management.

**Saves time keeping flexibility.**

Improves workflow efficiency.

# LEONARDO

## Plotting Solution

### TECHNICAL DATASHEET

Power consumption	70W - 180W
Power supply	85/264V auto switch
Interface	USB & Lan (optional)
Inkjet technology	HP 45 or compatible
Inkjet heads	HP 2 / 4
Paper grammage	18 - 120 gr/m2
Feeding paper roll	max weight 40 Kg
Feeding paper roll	max diameter 35 cm (20 cm with Dual Roll option)
Noise level	< 40 dB
File formats accepted	HPGL / HPGL2 / ISO
Models	Leonardo 180 / 220
Weight	Leonardo 180: 115 kg / 220: 126 kg

### SOFTWARE RECOMMENDED REQUIREMENTS

Operating system	Windows 7, 8, 8.1, 10 <sup>32/64</sup>
RAM	8GB
Available hard disk space	100 MB
Processor speed	2.0 GHz

### WORKING CONDITIONS

Normal	10 - 40 C° / 10 - 80 % RH
Optimal	18 - 35 C° / 20 - 80 % RH



**MorganTecnica**

[www.morgantecnica.com](http://www.morgantecnica.com)  
[marketing@morgantecnica.com](mailto:marketing@morgantecnica.com)

ITALY / INDIA / CANADA / HONG KONG / USA / VIETNAM

