
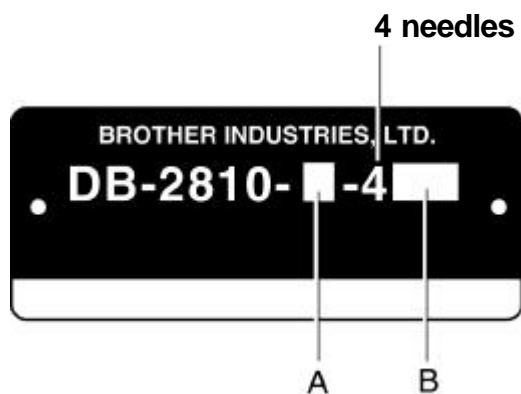


DB-2810

Four Needle Double Chain stitcher



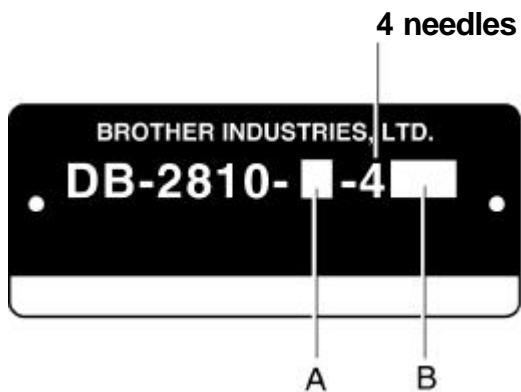
Specifications



A	Specifications	No. of needle	No of thread	Needle size (UY113GS)	Max. stitch length (mm)	Height of presser foot (mm)	Max. sewing speed (rpm)
00	Plain stitching	4	8	# 75	3.6	7	5,000
20	Elastic gathered waistbands (With bottom metering device and puller)	4	8	# 75	3.6	7	5,000
40	Shirtfronts (Medium-weight materials, with puller)	4	8	# 75	3.6	7	5,000
50	Waistbands (Medium-weight materials, with puller)	4	8	# 100	3.6	7	3,500
60*	Waistbands (Heavy-weight materials, with puller)	4	8	# 140	3.6	7	3,500

*A needle gauge for -60 is U1401 only.


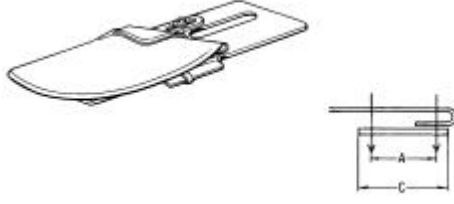
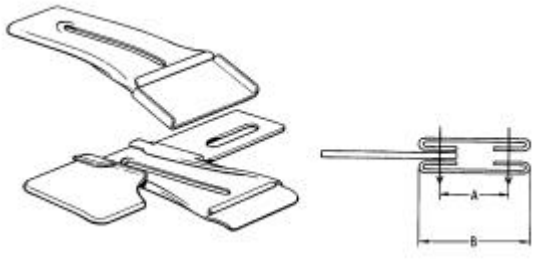
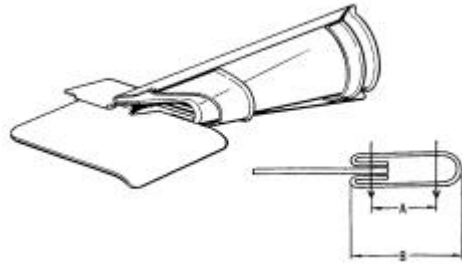
Specifications



B	Needle gauge (inch)
E0A34	Uniform intervals 19.1 mm (3/4)
E1A00	Uniform intervals 25.4 mm (1)
E1A18	Uniform intervals 28.6 mm (1 1/8)
E1A14	Uniform intervals 31.8 mm (1 1/4)
E1A12	Uniform intervals 38.1 mm (1 1/2)
U1401	6.4 - 25.4 - 6.4 mm (1/4 - 1 - 1/4)
U3678	4.8 - 22.3 - 4.8 mm (3/16 - 7/8 - 3/16)
U1434	6.4 - 19.1 - 6.4 mm (1/4 - 3/4 - 1/4)
U1412	6.4 - 12.7 - 6.4 mm (1/4 - 1/2 - 1/4)
U3601	4.8 - 25.4 - 4.8 mm (3/16 - 1 - 3/16)
U3643	4.8 - 19.1 - 4.8 mm (3/16 - 3/4 - 3/16)

		Optional device	
TC1	Pneumatic tape cutter	For Japan	S16671-001
		For export	S16671-002
TC3	Solenoid tape cutter	For Japan	S15186-101
		For Japan	S15186-103
		For export 110 V	S15186-102
		For export 220 V	S15186-104
		For export 240 V	S15186-106
		For export 380 V	S15186-107
		For export 400 V	S15186-108
		For export 415 V	S15186-109

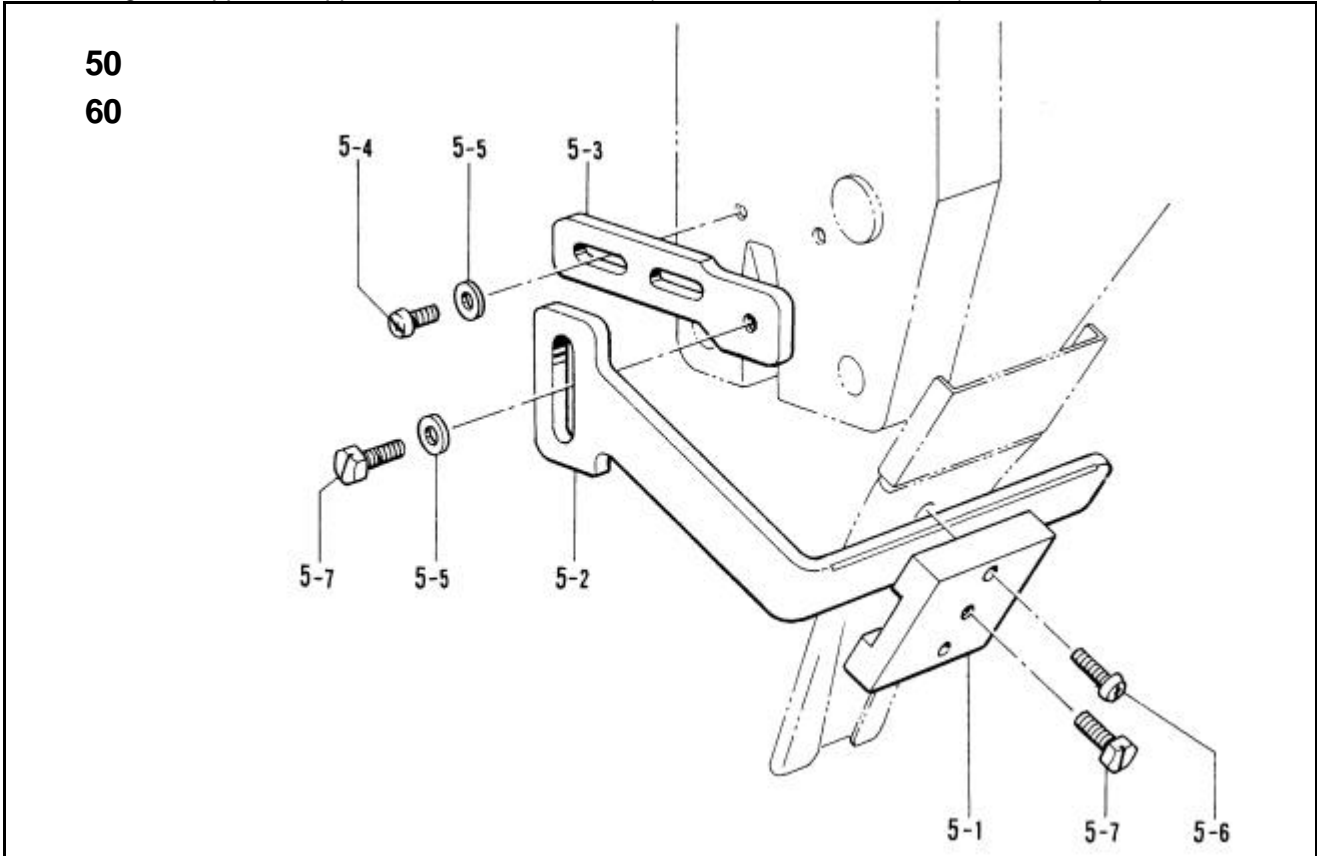
Option parts Lapper

	Needle spacing (mm)	Finished size (mm)	Tape size (mm)	Part code
	A	B	C	
Elastic hemmer (Down turn) 	28.5	33	31	S15691-001
	25.4	30	28	S15691-002
	38.1	42	40	S15691-003
	19.1	25	23	S15691-004
	31.8	36	34	S15691-005
Elastic hemmer (Open elastic) 	-	-	Elastic max. Size 40	S15692-001
Top and bottom waistband attachment 	38.1	42	65	S15693-001
	31.8	35	56	S15693-002
* Order the lapper set plate assy (S18635-001) together.				
Right angle elbow binder 	38.1	42	110	S15694-001
	31.8	35	95	S15694-002
	25.4	30	85	S15694-003

Option parts

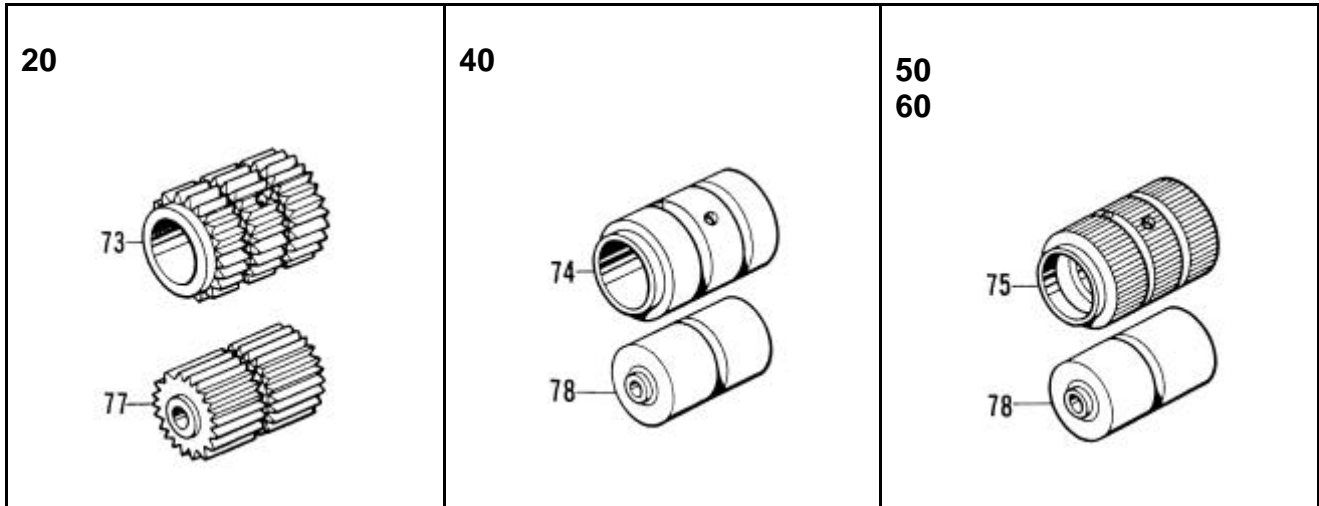
Lapper set plate assy

*For using the lapper for upper and lower waist band (S15693-001, S15693-002), order the parts listed below.



Ref. No.	Part name	Part code	Q'ty
	<50, 60> For top and bottom waistband attachment		
5	Lapper set plate assy	S18635-001	1
5-1	Lapper set plate	S18574-001	1
5-2	Angle plate	S18575-001	1
5-3	Angle bracket	S18576-001	1
5-4	Screw, pan M4.37-40×10	062681-012	2
5-5	Washer	146354-001	3
5-6	Screw, pan M3.57-40×12	062671-212	2
5-7	Bolt, M4.37	117516-001	2

Option parts
Puller

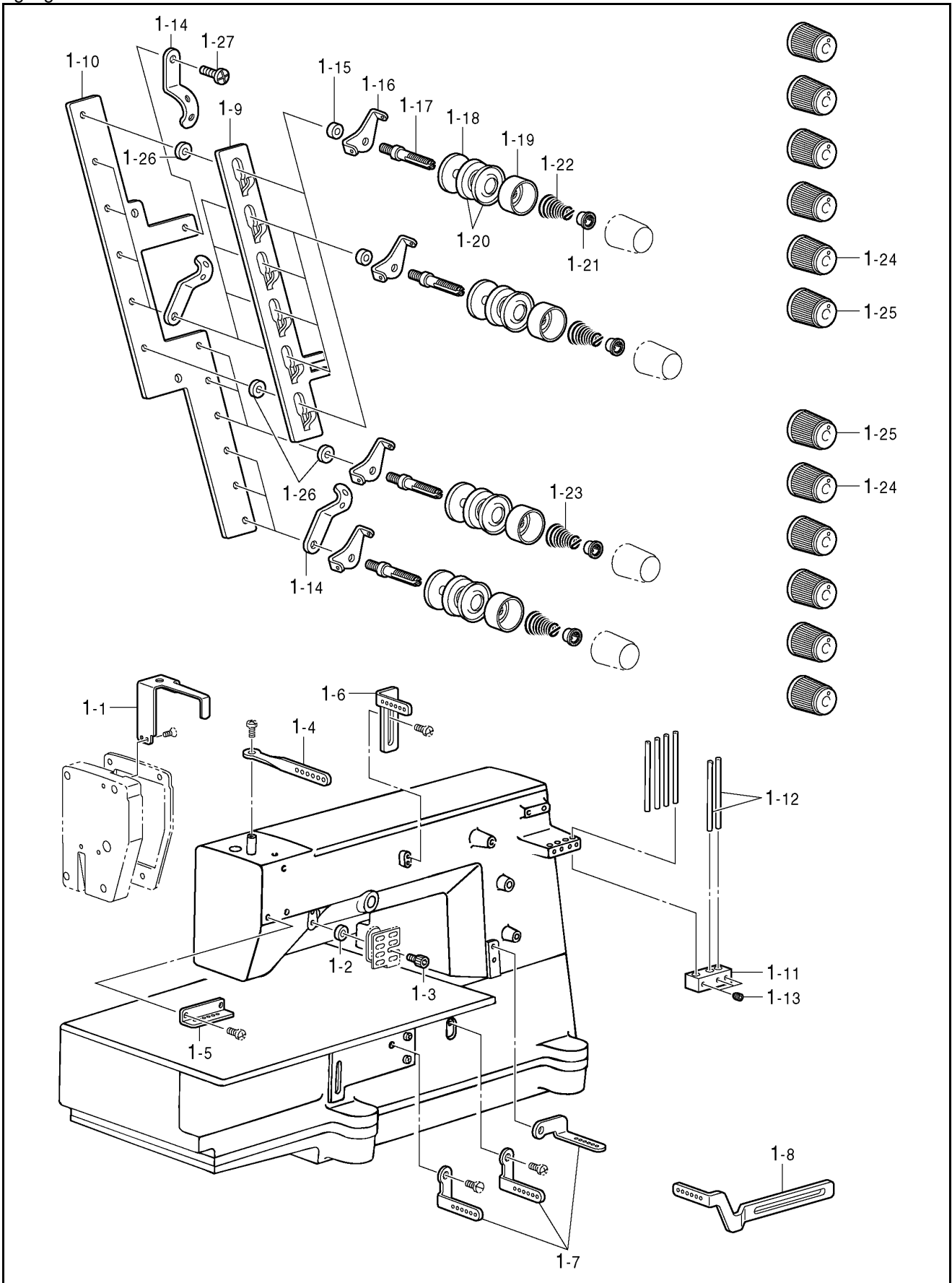


Ref. No.	Part name	Part code	Q'ty
	<20> For elastic gathered waistbands		
73	Plastic gear (U28)	S28875-000	1
77	Plastic gear (D23)	S28876-000	1
	<40> For shirtfronts		
74	Rubber roller (U)	S12956-001	1
78	Rubber roller (D) assy	S12959-000	1
	<50, 60> For waistbands of jeans		
75	Steal gear (U60)	S12957-001	1
78	Rubber roller (D) assy	S12959-000	1
	<20> Option parts		
73	Plastic gear (U22)	S12955-000	1
77	Plastic gear (D18)	S12958-000	1

Option parts

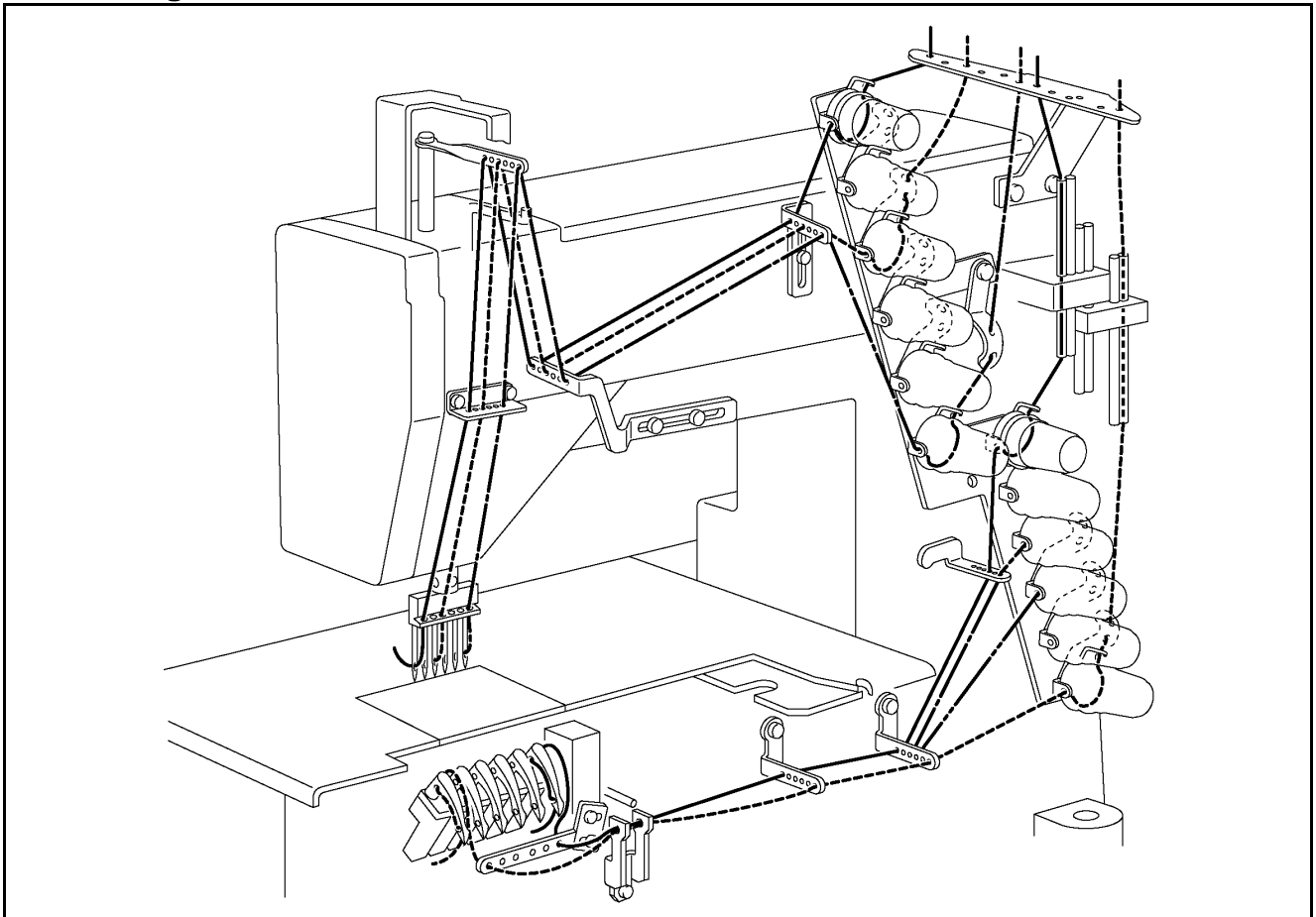
6 threads guide assembly

This is a part set required for converting from 4-needle specification to 6-needle specification. Use this set with the gauges available in the market.

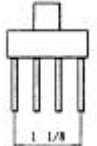
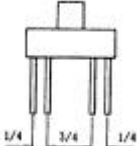

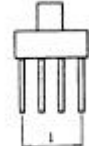
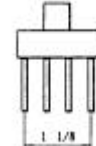

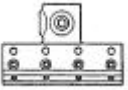
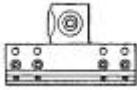
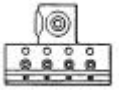
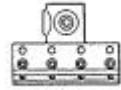
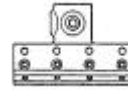
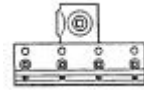
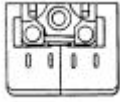
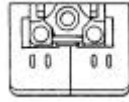


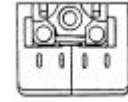
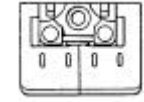


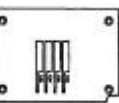
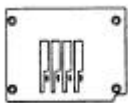
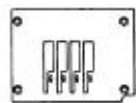
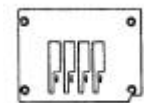







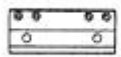



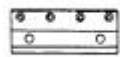


Ref. No.	Part name	Part code	Q'ty
1	6 threads guide assembly	S55634-001	1
1-1	Cover, ; N-bar & T/take-up	S55593-001	1
1-2	Collar	141617-001	1
1-3	Bolt, socket M6×12	018061-232	1
1-4	Thread take-up, ; N-bar 6	S55585-001	1
1-5	Thread guide, U6	S55586-001	1
1-6	Thread guide, 6	S55587-001	1
1-7	Thread guide, 6	S55588-001	3
1-8	Needle thread take-up, 6	S55589-001	1
1-9	Tension release plate, 6	S55590-001	1
1-10	Tension bracket, 6	S55591-001	1
1-11	Pipe support, ; TR-guide	S55592-001	1
1-12	Thread guide pipe, L	150645-009	2
1-13	Set screw, socket (CP) SM4.37	014680-432	3
1-14	Thread guide, ; T-bracket	S08963-001	4
1-15	Spacer	S08964-001	2
1-16	Thread guide, ; needle	110813-001	4
1-17	Tension stud	159574-101	4
1-18	Felt, ;T-disc	110832-009	4
1-19	Disc presser, ;tension	144103-009	4
1-20	Disc, tension	145446-001	8
1-21	Washer	S30564-000	4
1-22	Thread tension adjust spring	144104-001	2
1-23	Tension spring	S12872-001	2
1-24	Tension nut, red	S30565-003	2
1-25	Tension nut, light blue	S30565-001	2
1-26	Washer, plain 5	146354-001	5
1-27	Screw, pan SM4.37 – 40×6	062680-612	1

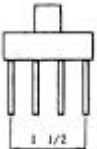
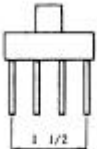
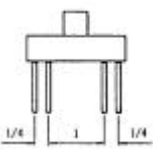
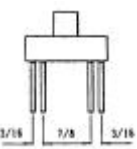
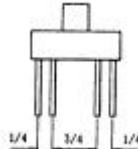
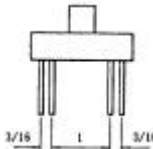
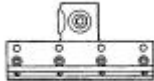
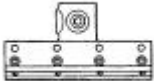


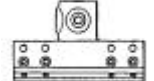

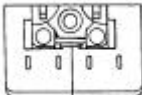
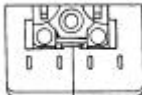
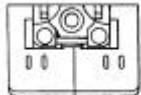
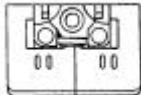
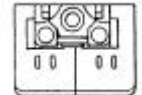
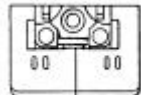

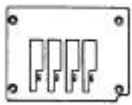
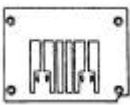









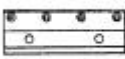

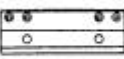
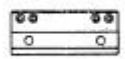
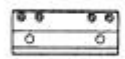
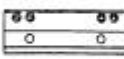
Threading



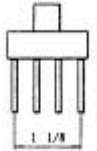
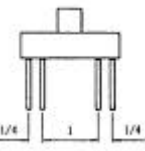
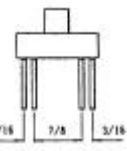
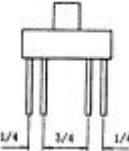
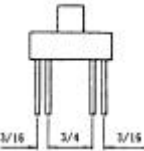
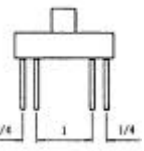
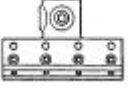
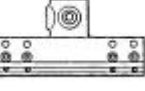
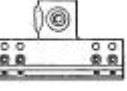
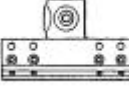
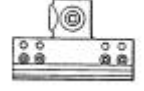
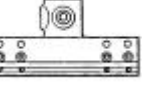
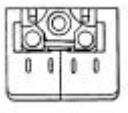
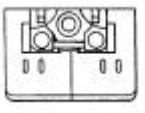
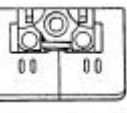
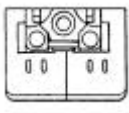
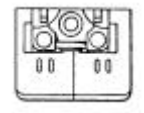
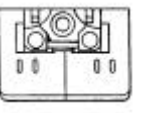
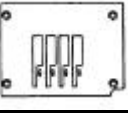
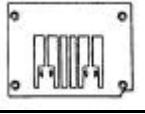
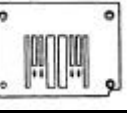

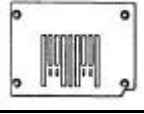
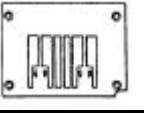








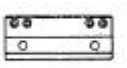
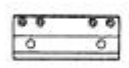
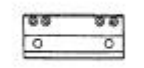
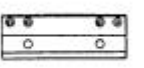
Gauge parts list

Specifications	000-3	000-8	020-1	020-2	020-3	020-4
Label	S12808-041	S12808-046	S12808-006	S12808-007	S12808-008	S12808-009
Application	For plain stitching (For w/opuller and lower rubber feed)		For elastic gathered waistbands			
Needle spacing (inch)						
Name of parts	B	G	L	A	B	C
Needle clamp assy	S13401-001 	S13406-001 	S16041-001 	S13400-001 	S13401-001 	S13402-001 
Presser foot assy	S12774-001 	S12789-001 	S16044-001 	S12767-001 	S12774-001 	S12777-001 
Needle plate	S12761-001 	S12766-001 	S16043-001 	S12760-001 	S12761-001 	S12762-001 
Feed dog	S12793-001 	S12798-001 	S16047-001 	S12792-001 	S12793-001 	S12794-001 
Retainer holder assy	S13408-001 	S13413-001 	S16048-001 	S13407-001 	S13408-001 	S13409-001 
Looper holder	S12839-001 (4 piece)	S12839-001 (4 piece)	S12839-001 (4 piece)	S12839-001 (4 piece)	S12839-001 (4 piece)	S12839-001 (4 piece)
Needle UY113GS	S12759-011	S12759-011	S12759-011	S12759-011	S12759-011	S12759-011



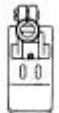
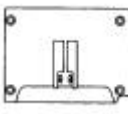


Gauge parts list

Specifications	020-5	040-5	040-6	040-7	040-8	041-0
Label	S12808-010	S12808-010	S12808-011	S12808-012	S12808-013	S12808-014
Application	For elastic gathered waistbands	For shirtfronts				
Needle spacing (inch)						
Name of parts	D	D	E	F	G	J
Needle clamp assy	S13403-001 	S13403-001 	S13404-001 	S13405-001 	S13406-001 	S14261-001 
Presser foot assy	S12780-001 	S12780-001 	S12783-001 	S12786-001 	S12789-001 	S14270-001 
Needle plate	S12763-001 	S12763-001 	S12764-001 	S12765-001 	S12766-001 	S14267-001 
Feed dog	S12795-001 	S12795-001 	S12796-001 	S12797-001 	S12798-001 	S14279-001 
Retainer holder assy	S13410-001 	S13410-001 	S13411-001 	S13412-001 	S13413-001 	S14282-001 
Looper holder	S12839-001 (4 piece)	S12839-001 (4 piece)	S12839-001 (4 piece)	S13814-001 (2 piece)	S12839-001 (4 piece)	S13814-001 (2 piece)
Needle UY113GS	S12759-011	S12759-011	S12759-011	S12759-011	S12759-011	S12759-011

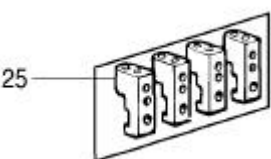
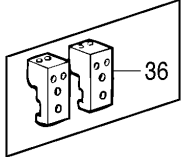
Gauge parts list

Specifications	050-3	050-6	050-7	050-8	051-1	060-6
Label	S12808-023	S12808-016	S12808-017	S12808-018	S12808-020	S12808-050
Application	For waistbands of jeans					(For heavy)
Needle spacing (inch)						
Name of parts	B	E	F	G	K	E
Needle clamp assy	S13401-001 	S13404-001 	S13405-001 	S13406-001 	S14263-001 	S13404-001 
Presser foot assy	S12774-001 	S12783-001 	S12786-001 	S12789-001 	S14273-001 	S28872-001 
Needle plate	S12761-001 	S12764-001 	S12765-001 	S12766-001 	S14268-001 	S28871-001 
Feed dog	S12793-001 	S12796-001 	S12797-001 	S12798-001 	S14280-001 	S12796-001 
Retainer holder assy	S13408-001 	S13411-001 	S13412-001 	S13413-001 	S14284-001 	S13411-001 
Looper holder	S12839-001 (4 piece)	S12839-001 (4 piece)	S13814-001 (2 piece)	S12839-001 (4 piece)	S13814-001 (2 piece)	S12839-001 (4 piece)
Needle UY113GS	S12759-016	S12759-016	S12759-016	S12759-016	S12759-016	S12759-022

Gauge parts list

Specifications	Option
Label	-
Application	For plain stitching of twin needle machine (for heavy)
Needle spacing (inch)	
Name of parts	-
Needle clamp assy	S28879-001 
Presser foot assy	S28882-001 
Needle plate	S28881-001 
Feed dog	S28884-001 
Retainer holder assy	S16048-001 
Needle UY113GS	S12759-019

Looper mechanism

					
Ref. No.	Needle gauge code	Needle spacing (Inch)	Part name	Part code	Q'ty
25	E0A34	3/4	Looper holder	S12839-001	4
	E1A00	1			
	E1A18	1 1/8			
	E1A14	1 1/4			
	E1A12	1 1/2			
	U1401	1/4 - 1 - 1/4			
	U1434	1/4 - 3/4 - 1/4			
36	U3678	3/16 - 7/8 - 3/16	Looper holder 3/16	S13814-001	2
	U3601	3/16 - 1 - 3/16			
	U3643	3/16 - 3/4 - 3/16			