



Think Ergonomics



Accessories

Pedals and Pedal Devices

Request our CD ROM. It contains a lot of information about KESSLER as well as a detailed product catalogue with all options.

Pedal system "ERGONOMIC-1"

(500 mm x 500 mm = approx. 20 in. x 20 in.)



EFKA	24 volts	"E 24-1"	Art. No.:	11-01002
EFKA	230 volts	"E 230-1"	Art. No.:	11-01000
EFKA	24 volts	"E-Compact-24-1"	Art. No.:	11-01010
EFKA	230 volts	"E-Compact-230-1"	Art. No.:	11-01011
QUICK	24 volts	"Q 24-1"	Art. No.:	11-01005
QUICK	230 volts	"Q 230-1"	Art. No.:	11-01003
QUICK		"Q-MINI-1"	Art. No.:	11-01009
JUKI		"JUKI-1"	Art. No.:	11-01007
MITSUBISHI		"MITSUBISHI-1"	Art. No.:	11-01006
BROTHER		"BROTHER-1"	Art. No.:	11-01008

Pedal system "ERGONOMIC-2"

(190 mm x 155 mm = approx. 7,5 in. x 6 in.)



EFKA	24 volts	"E 24-2"	Art. No.:	11-01042
EFKA	230 volts	"E 230-2"	Art. No.:	11-01040
EFKA	24 volts	"E-Compact-24-2"	Art. No.:	11-01050
EFKA	230 volts	"E-Compact-230-2"	Art. No.:	11-01051
QUICK	24 volts	"Q 24-2"	Art. No.:	11-01045
QUICK	230 volts	"Q 230-2"	Art. No.:	11-01043
QUICK		"Q-MINI-2"	Art. No.:	11-01049
JUKI		"JUKI-2"	Art. No.:	11-01047
MITSUBISHI		"MITSUBISHI-2"	Art. No.:	11-01046
BROTHER		"BROTHER-2"	Art. No.:	11-01048



Accessories


Pedals and Pedal Devices



Large treadle width 265 mm (10.5 in.)
depth 240 mm (9.5 in.)
with welded bracket = Model "L"
Art. No.: 11-00030
Model "L" with pressure spring = Model "LF"
Art. No.: 11-00166



Small treadle width 135 mm (approx. 5.5 in.)
depth 240 mm (approx. 9.5 in.)
with welded bracket = Model "L".
Art. No.: 11-00031
With welded bracket, locking screw and pressure
spring = Model "LF".
Art. No.: 11-00035



Double treadle Model "K 4"
Can be dismantled for individual use
Standard axle 620 mm (approx. 24.5 in.) long
Tension lever 140 mm (approx. 5.5 in.) long
Art. No.: 11-00052


Request our CD ROM. It contains a lot of information about KESSLER as well as a detailed product catalogue with all options.




Treadle devices Model "K 20"
Universal treadle device to be mounted on treadle bar or set up separately.
With mounting for actuator, suitable for QUICK and EFKA, others upon request.
Art. No.: 11-00129




Treadle devices Model "P-DKS"
width 500 mm (approx. 20 in.)
depth 310 mm (approx. 12 in.)
With welded bracket and mounting for actuator, suitable for QUICK and EFKA, others upon request.
Art. No.: 11-00167



Treadle device Model "K 18-Q"
Suitable for actuator QUICK.
Art. No.: 11-00454



Treadle device Model "K 18-E"
Suitable for actuator EFKA
Art. No.: 11-00453



Treadle, Model "P-DK" width 500 mm (20 in.)
depth 310 mm (12 in.)
Art. No.: 11-00056



Tension lever:
300 mm long Art. No.: 11-00017
(approx. 12 in.)
210 mm long Art. No.: 11-00016
(approx. 8 in.)
140 mm long Art. No.: 11-00007
(approx. 5.5 in.)



Motor linkage
Art. No.: 11-00172



KESSLER GmbH
Industriegebiet • Auweg 10
D-72362 Nusplingen
Tel.: ++ 49 (0) 74 29 / 93 19 - 0
Fax: ++ 49 (0) 74 29 / 93 19 - 10
www.kessler-ergo.com
info@kessler-ergo.com